

Troubleshooting FY24 Graduation Reports

The Ohio Department of Education and Workforce funds development of EMIS training materials as part of the EMIS Alliance grant. There is an expectation that ITCs will utilize these materials in training provided to your districts. That said, there are restrictions on use of the EMIS Alliance materials as follows: Materials developed as part of the EMIS Alliance program must be provided at no cost to your training participants. If you utilize the EMIS Alliance training materials – in whole or in part – you must not charge participants a fee to attend the class where the materials are used. Likewise, you may not use the materials or any portion thereof in any event where a fee is charged to attend. Exceptions must be approved in writing by the Ohio Department of Education and Workforce in advance of scheduling/promoting any event which may violate these restrictions.

Questions regarding appropriate use of EMIS Alliance materials, or requests for exception to the restrictions noted above, should be directed to Melissa Hennon [Melissa.Hennon@education.ohio.gov].

Outline

- Brief discussion of FY24 Graduation Requirements
- Overview of Reports
 - Level 2 Reports
 - Newly Assigned to Grad Cohort Report
 - Grad Cohort Year Status Reports
 - CTE Grad Cohort Reports
 - Potential College Credit Report
 - Grad Issues – Please Review Report
 - Graduation Gen Issues Reports
 - Received Files
 - RPTCRD CCWMRdy Detail Report
 - RPTCRD CCWMRdy RPTONLY Report

Class of 2024 Graduation Requirements

Graduation requirements and options

- Are extensive and go beyond the scope of this training
 - We will discuss specific parts of graduation requirements and options that are included as part of the current graduation reports
- Can be found by searching the DEW website for “Ohio’s Graduation Requirements” or at this link
 - <https://education.ohio.gov/Topics/Ohio-s-Graduation-Requirements>

Class of 2024 Graduation Requirements, cont'd

Graduation requirements and options

- Credits
 - 20 credits in specific categories
- Demonstrate Competency
 - Earn 684 or higher on the EOC for ALG 1 and ELA2
 - OR Demonstrate competency thru an alternative demonstration
 - CCP, ACT or SAT, Career Experience or Technical Skill, or Military Enlistment
- Demonstrate Readiness
 - Earn 2 seals
 - One must be a state defined seal

Overview


- Graduation Reports
 - Generated using EMIS data reported by traditional districts, JVSDs, community schools, and STEM schools
 - Used to verify students have met certain graduation requirements as expected
 - Available to LEAs who report graduates through the Graduate Collection
 - JVSDs will receive the Level 2 CTE Grad Cohort reports (CTGR-XXX)
- This presentation will focus on troubleshooting the reports to verify graduation data

Graduation Reports


- Can be used to verify –
 - Student graduation cohort placement
 - Withdrawal and diploma dates
 - Student demonstration of competency
 - Student demonstration of readiness
 - Student demonstration of meeting course requirements
 - Graduation accountability data
- Graduation reports do not contain all data reported for graduates
- Graduation data not contained within the reports should be verified for accuracy and completeness

Accessing Graduation Reports

From the Data Collector Graduate Collection (FY24) select the Level 2 Reports link



Graduation Collection (FY24)

FY24-G-Graduate: The FY24 Graduation (G) reporting period captures data related to graduating students. This data will include diploma information and... 

Submissions: May 02, 2024 - October 11, 2024 (95 days till close)
Version: 2
Status: The collection was submitted July 02, 2024 at 10:38:23
Submission Status: Processing Completed (July 02, 2024 at 10:38:25 AM)
Submission Number: 14 (attempt 1)
Actions: [Start Collection](#)
[Add New Scheduled Collection](#)
[Set Default Collection properties](#)

From ODE: [Level 2 Reports](#)

Prepare Outputs: [View submission 14 Data](#)

Level 2 Reports

Collection Requests | Collection Status | Submissions | Progress | Reports | Archives | Messages | Resources | Preferences | Data Sources | Agencies | Settings

Level 2 Reports

Data Feedback Reports and Files

Pre-Submission to ODE | Post-Submission and Processing by ODE

[Level 1 Details](#) | [Highlights and Recent](#) | [Level 2 Details](#) | [Received Files Details](#)

Level 2 Details

Choose the filter criteria then click the Show Reports link to generate the list of Level 2 reports matching these criteria. To see the option to *Generate a single .zip file for all reports (.csv)*, you must select a single Report Name, or select a single LEA and a single Collection Request or a single Category.

Filter Options

LEA: Use IRN below ▾ **Collection Request:** FY24-G-Graduate ▾ Data Set: All ▾ School Year: All ▾ Category: All ▾

LEA IRN: Report Name: All ▾ Last Activity Within: All ▾ Show closed collections

Processed on or after: (mm/dd/yyyy) Last Updated on or after: (mm/dd/yyyy)

With Data Only: Exclude reports with 0 rows Report Name includes:

Display Options

Group By: Collection Request LEA Level 2 Report Category Data Set

File Format: HTML CSV CSV by Building IRN CSV by Other Field (see Field Na

[Show Reports](#) | [Restore Defaults](#) | [Reset Date textboxes](#)

Select "Show Reports"

You will land on the Level 2 Details page and the Collection Request filter will be set to "FY24 – G – Graduate"

Level 2 Reports, cont'd

Collection Request / Report Name	LEA	Fatal	Critical	Warn	Info	Total	Category	Data Set	Field Name	Process Date	Last Upd Date	Submission	Help Page
▼ Graduation Collection (FY24) (2024G0000) (Count: 11)													
(CTAC-001) CTE Accountability Program of Concentration Tech Asemnt Results													
(GRAD-002) Newly Assigned to Grad Cohort													
(GRAD-003) Potential College Credit													
(GRAD-424) 2024 - Grad Cohort - 4th Year Status		0	0	0	36	36	Graduate	G		07/07/24 00:00	07/05/24 00:00	14 Unknown	Help
(GRAD-425) 2025 - Grad Cohort - 3rd Year Status		0	0									14 Unknown	Help
(GRAD-426) 2026 - Grad Cohort - 2nd Year Status		0	0									14 Unknown	Help
(GRAD-427) 2027 - Grad Cohort - 1st Year Status		0	0									14 Unknown	Help
(GRAD-523) 2023 - Grad Cohort - 5th Year Status		0	0	0	40	40	Graduate	G		07/07/24 00:00	07/05/24 00:00	14 Unknown	Help
(GRAD-622) 2022 - Grad Cohort - 6th Year Status		0	0	0	45	45	Graduate	G		07/07/24 00:00	05/16/24 00:00	14 Unknown	Help
(GRAD-721) 2021 - Grad Cohort - 7th Year Status		0	0	0	34	34	Graduate	G		07/07/24 00:00	05/16/24 00:00	14 Unknown	Help
(GRAD-820) 2020 - Grad Cohort - 8th Year Status		0	0	0	3	3	Graduate	G		07/05/24 00:00	05/16/24 00:00	14 Unknown	Help

[Generate a single.zip file for all reports](#) | [Export report information to a .csv file](#)

The first report we are going to look at is the (GRAD-002) Newly Assigned to Grad Cohort Report

Your list of graduate reports may vary from this example

Received Files

Collection Requests | **Collection Status** | **Submissions** | **Progress** | **Reports** | **Archives** | **Messages** | **Resources** | **Preferences** | **Data Sources** | **Agencies** | **Settings**

Received Files

Data Feedback Reports and Files

Pre-Submission to ODE | *Post Submission and Processing by ODE*
[Level 1 Details](#) | [Highlights and Recen](#) | [Level 2 Details](#) | [Received Files Details](#)

Choose the filter: **Use filters to narrow the search for files**

Filter Options

Files for LEA: | Data Set: | Year: | Category:
LEA IRN: | File name includes: and | Per File: Only Show Most Recent
Received on or after: | and on or before: (mm/dd/yyyy) | Created on or after: | and on or before: (mm/dd/yyyy)

Output Option

Group By: LEA | Data Set | Category | Short File Name | None | Zip File: Combine received files into a compressed .zip file

[Restore Defaults](#) | [Reset Time Span textbo](#) | [LEA IRN textbox](#)

List Files

LEA / File	Data Set	Category	Sh					(Total Count: 2)	Help Page
2024_RPTCRD_CCWMrdy_Detail_20240627.xls	NONE	Report Card	CCWMrdy_Detail	256000	1	06/27/2024 03:36:51 PM	(Count: 2)	Help...	
2024_RPTCRD_CCWMrdy_RPTONLY_20240627.xls	NONE	Report Card	CCWMrdy_RPTONLY	185856	1	06/27/2024 03:36:51 PM		Help...	

On the Reports tab of the Data Collector, select Received Files

Select "List Files"

We will open received files in an upcoming section of this presentation

Prepare the Report

Prepare your report for analysis

- Select header row and wrap text
- Freeze top row
- Justify column width
- Apply filters
- Better yet, use your macro!
 - See prior year versions of EMIS Alliance presentations for step-by-step instructions to set up a macro
 - FY19 Using Excel to Troubleshoot EMIS Data
 - <https://community.mcoecn.org/display/EM/EMIS+Alliance+Public+Space>

Quick Check

Students graduating in 2024 have multiple ways to meet graduation requirements. EMIS data will be used to determine how the student met graduation requirements. Graduation reports will aid in determining if EMIS data has been reported correctly.

- What are your district's graduation requirements?
- Who is monitoring student progress?
- Who do you work with in your district to validate this data?

Newly Assigned to Grad Cohort Report

Newly Assigned to Grad Cohort Report

- Contains students that are being assigned to a graduation cohort during the first year they are assigned to any cohort
- For FY24, students on the report would not have been in any graduation cohort for any district prior to FY24
- Was previously available in the End of Year Student Collection and is now included in the Graduate Collection
- Important to review while data collections are open if corrections need to be made
- In some cases, a student's placement into an incorrect cohort can be appealed depending on timing of data reporting and appeals

Newly Assigned to Grad Cohort, cont'd

A student with EMIS ID and Name
 "Not Available" could be a STEM District
 student for which your LEA is accountable

We will filter on Result
 Codes in upcoming slides

	A	B	C	D	E	F	G	H	I	J	K
1	RPT DEST IRN	ERR SEV CODE	SSID	EmisID	Last Name	First Name	Middle Name	LEVEL 2 REC TYPE CODE	REC TYPE DESCR	RESULT CODE	RESULT CODE DESCR
2	Trad IRN	I	MC8686666	Not Available	Not Available	Not Available	Not Available	GRAD-002		GR0000	Student accountable in this LEA
3	Trad IRN	I	QY4206262	Not Available	Not Available	Not Available	Not Available	GRAD-002		GR0000	Student accountable in this LEA
4	Trad IRN	I	MX6624420	Not Available	Not Available	Not Available	Not Available	GRAD-002		GR0000	Student accountable in this LEA
5	Trad IRN	I	GE4220648	Not Available	Not Available	Not Available	Not Available	GRAD-002		GR0000	Student accountable in this LEA
6	Trad IRN	I	PS6042204	123456789	Last	First	Middle	GRAD-002		GR0000	Student accountable in this LEA
7	Trad IRN	I	TG2608086	123456789	Last	First	Middle	GRAD-002		GR9998	Student accountable in State rate but not LEA
8	Trad IRN	I	VX8268462	123456789	Last	First	Middle	GRAD-002		GR9998	Student accountable in State rate but not LEA
9	Trad IRN	I	TC4266628	123456789	Last	First	Middle	GRAD-002		GR9998	Student accountable in State rate but not LEA
10	Trad IRN	I	UA2826202	123456789	Last	First	Middle	GRAD-002		GR0000	Student accountable in this LEA

Newly Assigned to Grad Cohort, cont'd

IRNs can be used to determine which LEA is reporting the student

L	M	N	O	P	Q	R	S
ACNTBL LEA IRN	SRC LEA IRN	ACNTBL ORG IRN	SRC ATNDNG ORG IRN	COHORT YEAR	DENOM FLAG	NUMER FLAG	RPTD YEAR
Trad IRN	STEM IRN	STEM IRN	STEM IRN	2026	Y	N	2024
Trad IRN	Bldg IRN	Bldg IRN	Bldg IRN	2026	Y	N	2024
Trad IRN	Trad IRN	Bldg IRN	Bldg IRN	2027	Y	N	2024
Trad IRN	Trad IRN	Bldg IRN	Bldg IRN	2027	Y	N	2024
Trad IRN	Trad IRN	Bldg IRN	Bldg IRN	2027	Y	N	2024
Trad IRN	Trad IRN	Bldg IRN	Bldg IRN	202			
Trad IRN	Trad IRN	Bldg IRN	Bldg IRN	202			
Trad IRN	Trad IRN	Bldg IRN	Bldg IRN	202			
Trad IRN	Trad IRN	Bldg IRN	Bldg IRN	202			

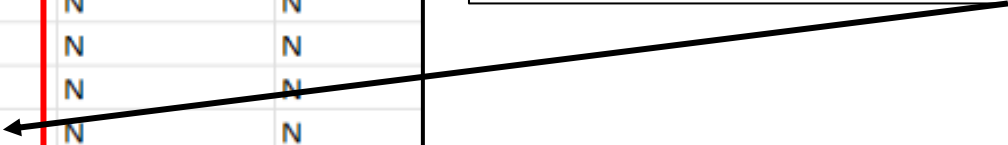
Note the appearance of a STEM IRN. The STEM District and Resident District are both accountable

Denominator is set to Y when your LEA is accountable. Numerator will be N until the student is reported with an on-time diploma

Newly Assigned to Grad Cohort, cont'd

T	U	V	W	X	Y
STATE EQUIV GRADE LEVEL CODE	SUMTV RACE ETHNC CODE	DISAB CNDTN FLAG	ADD COHORT BY GRAD EVENT CODE	SSID CHANGE OR DEACTIVATE FLAG	OVERID FLAG
09	M	N	GRDIN	N	N
09	W	N	GRDIN	N	N
09	W	N	FYB9G	N	N
09	W	N	GRDIN	N	N
09	W	N	GRDIN	N	N
09	W	Y	GRDIN	N	N
09	W	N	FYB9G	N	N
09	M	N	GRDIN	N	N
09	W	N	GRDIN	N	N
09	W	N	GRDIN	N	N
09	W	N	GRDIN	N	N
09	W	N	GRDIN	N	N
09	W	N	GRDIN	N	N
09	A	N	GRDIN	N	N
11	B	N	FYB9G	N	N

Student added to the cohort based on grade level = GRDIN, Student added using the Fiscal Year Began 9th Grade Element = FYB9G



Filter on Result Codes

- Verify that all newly assigned students are appearing on the report as expected
- Filter on Result Code GR0000 – Students who appear in the denominator for the district in their graduation cohort
 - Verify the newly assigned students to be in the correct cohort
 - Update EMIS data if appropriate and when collection is still open

Filter on Result Codes, cont'd

- GR9997 – Student accountability moved to another LEA
 - Example would be a student who transferred to another Ohio school district
- GR9998 - Students who count at the state level
 - Examples are Autism and Jon Peterson Scholarship students, and students who are placed into institutions (How Received P or T)
- GR9999 – Students who have exited the cohort
 - Example would be a student who moved out of state or withdrew to a non-public school

Quick Check

The Newly Assigned to Grad Cohort report can be very helpful in identifying students who have been assigned to a cohort during the current fiscal year. This can provide opportunities to make data corrections, or to file an appeal depending on timing.

- Can you verify that the cohort placements are correct for the students listed on the report?
- Are all students appearing on the report as expected?
- Are there any incorrect cohort assignments and can the data be changed, or appealed?

Grad Cohort Reports

Graduation Cohort Reports

- Reflect the status of students who have been assigned to a specific graduation cohort for graduation rate purposes
- Contain student graduate data that should be verified for accuracy and completeness
- Contain numerator and denominator data of the graduation rate for that cohort
- Contain flags that indicate certain graduation requirements were met

Graduation Rates and the LRC

2024 four year and 2023 five-year graduation rates will appear on the Local Report Card (LRC) in the fall of 2025.

- 2024 four-year graduation rate uses a denominator of students for which the district is accountable and a numerator of on time graduates
- 2023 five-year graduation rate uses a denominator of students for which the district is accountable and a numerator of four year on time graduates plus students who graduated within five years

Graduate Collection Level 2 Reports

- For LEAs Reporting Graduates
 - (GRAD-424) 2024 - Grad Cohort - 4th Year Status
 - (GRAD-425) 2025 - Grad Cohort - 3rd Year Status
 - (GRAD-426) 2026 - Grad Cohort - 2nd Year Status
 - (GRAD-427) 2027 - Grad Cohort - 1st Year Status
 - (GRAD-523) 2023 - Grad Cohort - 5th Year Status
- For Dropout Prevention and Recovery (DPR) Schools Only
 - (GRAD-622) 2022 - Grad Cohort - 6th Year Status
 - (GRAD-721) 2021 - Grad Cohort - 7th Year Status
 - (GRAD-820) 2020 - Grad Cohort - 8th Year Status

Grad Cohort Report Columns

Columns A through G contain the IRN of the LEA receiving the report, Error Severity Codes, Student Names and Student IDs

- “Not Available” in the name columns indicate a student that the district is accountable for, not currently reporting to EMIS such as a STEM District student

	A	B	C	D	E	F	G	H	I
	RPT DEST	ERR SEV						LEVEL 2 REC TYPE	
1	IRN	CODE	SSID	EmisID	Last Nam	First Nam	Middle Nam	CODE	REC TYPE DESCR
2	Trad IRN	I	BF4086260	000246208	Last Name	First Name	Middle Name	GRAD-424	4YR 2024 Grad Cohort
3	Trad IRN	I	HJ8846486	000228880	Last Name	First Name	Middle Name	GRAD-424	4YR 2024 Grad Cohort
4	Trad IRN	I	NJ2682620	000024480	Last Name	First Name	Middle Name	GRAD-424	4YR 2024 Grad Cohort
5	Trad IRN	I	TB0688226	126240022	Last Name	First Name	Middle Name	GRAD-424	4YR 2024 Grad Cohort
6	Trad IRN	I	TH2028026	126240046	Last Name	First Name	Middle Name	GRAD-424	4YR 2024 Grad Cohort
7	Tr				me	Middle Name			

All Error Severity Codes are Informational

Columns H and I contain the name of the report



Grad Cohort Report Columns, cont'd

Columns J through S contain Result Codes, IRNs, cohort year, graduation rate denominator and numerator values, as well as the year the student was reported

LEA accountable for this student

Verify cohort year is correct

J	K	L	M	N	O	P	Q	R	S
RESULT CODE	RESULT CODE DESCR	ACNTBL LEA IRN	SRC LEA IRN	ACNTBL ORG IRN	SRC ATNDNG ORG IRN	COHORT YEAR	DENOM FLAG	NUMER FLAG	RPTD YEAR
GR0000	Student accountable in this LEA	Trad IRN	Trad IRN	Bldg IRN	Bldg IRN	2024	Y	N	2024
GR0000	Student accountable in this LEA	Trad IRN	Trad IRN	Bldg IRN	Bldg IRN	2024	Y	N	2024
GR0000	Student accountable in this LEA	Trad IRN	Trad IRN	Bldg IRN	Bldg IRN	2024	Y	N	2022
		trad IRN	Trad IRN	Bldg IRN	Bldg IRN	2024	Y	N	2024
		trad IRN	Trad IRN	Bldg IRN	Bldg IRN	2024	Y	N	2024
GR0000	Student accountable in this LEA	Trad IRN	Trad IRN	Bldg IRN	Bldg IRN	2024	Y	N	2022

LEA whose data is being used

Numerator Y's divided by Denominator Y's will produce the graduation rate

Grad Cohort Report Columns, cont'd

Columns T through AC contain enrollment and withdrawal dates, withdrawal codes, along with demographic and Student Attribute - Date Effective Record (FD) values

T	U	V	W	X	Y	Z	AA	AB	AC
			STATE EQUIV GRADE	SUMTV RACE ETHNC	DISAB CNDTN FLAG	DISADV FLAG	LEP FLAG	FOSTER FLAG	HMLESS FLAG
ENRL DATE	WTHD DATE	WTHD REASON CODE	LEVEL CODE	CODE					
2023-08-29 00:00:00.0	2024-05-21 00:00:00.0	99	12	W	N	Y	N	N	N
2023-08-29 00:00:00.0	2024-05-21 00:00:00.0	99	12	W	N	N	N	N	N
2023-08-17 00:00:00.0	2024-06-30 00:00:00.0	99	12	W	N	N	N	N	N
2023-08-29 00:00:00.0	2024-05-21 00:00:00.0	99	12	M	N	Y	N	N	N

Accountability calculations for the graduation rate use the most recently reported disadvantage data. Students reported with a Disability, LEP, Foster, or Homeless code at any time once they begin 9th grade or are newly added to a cohort, will be included for accountability calculations.

Grad Cohort Report Columns, cont'd

Columns AD - AF contain Competency Requirements Met Flags

AD	AE	AF
		CMPTC BY IEP
CMPTNC REQ FLAG	CMPTC BY ALT FLAG	EXMPT FLAG
Y	N	N
N	Y	N
N	N	Y
N	N	N
N	N	N

Did student meet competency graduation requirements?

Did student meet English or Math graduation requirements via IEP exemptions?

Did student meet English or Math competency graduation requirements via alternate assessments?

Alternative Competency Program Codes

- Grad Cohort Reports reflect these reported alternative competency program codes
 - 520100 - Alternative Competency College Credit Plus Requirement Met- Math and English CCP
 - 520101- Alternative Competency College Credit Plus Requirement Met- English CCP Only
 - 520102- Alternative Competency College Credit Plus Requirement Met- Math CCP Only
 - 520105 - Alternative Competency Career Experience and Technical Skill Requirement Met
 - 520110- Military- Intent to Enlist

Grad Cohort Report Columns, cont'd

Columns AG and AH contain Credit Requirements Met Flags

Did student meet course graduation requirements?

AG	AH
	COURSE REQ VIA IEP GOALS
COURSE REQ FLAG	FLAG
Y	N
N	Y
Y	N
N	N
N	N

Did student meet course graduation requirements only through meeting IEP goals?

How Elective Credits Are Determined

- If a student has extra credits in a required area, the extra credits are included in the elective count.
 - Any extra credits reported with a Core Area Code in English, Math, Science, or Social Studies are counted as electives.
 - Any credits reported with one of the following Core Area Codes are counted as electives: BUS, CTA, FAR, FLR, HEC, JTC, TEC, TEL, FIN.
 - Any TEM or TES credits where the credit value minus one is greater than zero are counted as electives.
- Any credits that the district believes should count towards the elective requirement need to be reported with one of the options above instead of ELE.

Grad Cohort Report Columns, cont'd

Columns AI and AJ contain Readiness Requirements Met Flags

Did student meet readiness graduation requirements?

AI	AJ
	READINESS
READINESS REQ FLAG	REQ VIA ALT FLAG
Y	N
Y	N
N	Y
Y	N
N	N

Did student meet readiness graduation requirements via alternate assessments?

Grad Cohort Report Columns, cont'd

Columns AK through AN contain cohort placement, enrollment after diploma reported and diploma data

Add Cohort by Grad Event Code “GRDIN” –based on grade level “FYB9G” –based on fiscal year began ninth grade “Blank” indicates the student was not assigned to a cohort during this fiscal year

AK	AL	AM	AN
ADD COHORT BY GRAD EVENT CODE	ENRL AFTER DIPLOMA RPTD FLAG	DIPLOMA TYPE CODE	DIPLOMA RECEIV DATE
	N	2	2024-05-23 00:00:00.0
FYB9G	N	1	2024-05-23 00:00:00.0
FYB9G	N	1	2024-05-23 00:00:00.0
GRDIN	N	1	2024-05-23 00:00:00.0
	N		
	N		

If Y for “Enrolled after Diploma Reported”, verify data for accuracy

Review diploma type for accuracy as it is used in the generation of the CCWMRdy Detail report

Grad Cohort Report Columns, cont'd

Columns AO and AP contain SSID changes and override flags

AO	AP
SSID CHANGE OR DEACTIVATE FLAG	OVERID FLAG
N	N
N	N
N	N
N	N
N	N

When a student has an SSID change or deactivated SSID, the flag will be set to Y

- In ODDEX Grad Cohort the student's event code will be:
 - SIDCH SSID Change - Current SSID
 - SIDDC SSID Deactivation - Current SSID
 - SIDDP SSID Deactivation - Previous SSID
 - SIDPV SSID Change - Previous SSID

When a student has an approved appeal involving graduation data, the Override Flag will be set to Y

- In ODDEX the Override Related Flag will be set to Y

Where Students Count for Graduation

In the next series of slides, we will filter on each result code and discuss each situation

- Currently there are four result codes which indicate where the student will count for accountability measures
 - Count in a district
 - Not count in any district or at the state level
 - Count at the state level
 - Count in a different district
- We will show how the student looks in ODDEX as we look at each result code

Result Codes and the Graduation Rate

Count in this LEA's graduation rate

- GR0000 Student accountable in this LEA
- Students the LEA is educating and or responsible for educating
- Students who are sent to a Special Education Coop
 - Sent to SE
- STEM District students count back to the resident district
 - STEM Building students count at both the building and district at the educating district
- Denominator Flag is set to Y for these students

Result Codes and the Graduation Rate, cont'd

Do not count in this LEA's Graduation Rate

- GR9997 Student accountability moved to another LEA
 - 41 Transferred to Another Ohio School District
 - Could be other withdrawal code or blank
- GR9998 Student accountable in State rate but not LEA
 - Jon Peterson or Autism Scholarship student
 - How Received P, Q, or T
- GR9999 Student has exited Ohio rate
 - 40 Transferred to Another School District Outside of Ohio
 - 42 Transferred to a Private School
 - 43 Transferred to Home Schooling
 - 46 Transferred out of the United States
 - 52 Death
- Denominator Flag is set to N for these students

Student Accountability Moved to Another LEA

Filter on Result Code GR9997

- 41 Transferred to Another Ohio School District
- Could be other withdrawal code or blank

Section of Grad Cohort Report

J	K	L	M	N	O	P	Q	R	S	T	U	V
RESULT CODE	RESULT CODE DESCR	ACNTBL LEA IRN	SRC LEA IRN	ACNTBL ORG IRN	SRC ATNDNG ORG IRN	COHORT YEAR	DENOM FLAG	NUMER FLAG	RPTD YEAR	ENRL DATE	WTHD DATE	WTHD REASON CODE
GR9997	Student accountability moved to another LEA		Trad IRN		Bldg IRN	2024			2024	2023-08-16 00:00:00.0	2023-08-29 00:00:00.0	41

Section of ODDEX Grad Cohort tab

Event Date	Event Code	Key Event Data	Accountable LEA	Accountable Building	Data Source LEA	Data Source FY	Data Source Collection	Override Related
08/30/2023	ENROL - Enrollment/Bldg Change	*			New LEA IRN	2024	2024S3TRD	N
08/29/2023	WTHSY - School Year Withdraw	41			Prior LEA IRN	2024	2024S3TRD	N

The withdrawing district will see the enrollment into the new LEA but will not see the cohort placement in ODDEX

New LEA IRN will appear here



Student Accountable in State Rate but not LEA

Filter on Result Code GR9998

- Example of an Autism Scholarship student

Section of Grad Cohort Report

J	K	L	M	N	O	P	Q	R	S	T	U	V
RESULT CODE	RESULT CODE DESCR	ACNTBL LEA IRN	SRC LEA IRN	ACNTBL ORG IRN	SRC ATNDNG ORG IRN	COHOR T YEAR	DENOM FLAG	NUMER FLAG	RPTD YEAR	ENRL DATE	WTHD DATE	WTHD REASON CODE
GR9998	Student accountable in State rate but not LEA	*****	rad IRN	*****	Bldg IRN	2024 N	N	N	2024	2023-08-21 00:00:00.0		

Section of ODDEX Grad Cohort

Event Date	Event Code	Key Event Data	Accountable LEA	Accountable Building	Data Source LEA	Data Source FY	Data Source Collection	Override Related
06/30/2024	ACNT4 - Accountable - 4 Year Cohort	2024	*****	*****		2024	2024S3TRD	N
08/21/2023	ENROL - Enrollment/Bldg Change	AU				2024	2024S3TRD	N
08/21/2023	STSOT - Status Change - Out of Acnt LEA	AU				2024	2024S3TRD	N

Student accountable LEA IRN is ***** and is not included in the graduation rate (N/N)



Student has Exited Ohio Rate

Filter on Result Code GR9999

- Example of a student withdrawn out of state – withdrawal code 40

Section of Grad Cohort Report

J	K	L	M	N	O	P	Q	R	S	T	U	V
RESULT CODE	RESULT CODE DESCR	ACNTBL LEA IRN	SRC LEA IRN	ACNTBL ORG IRN	SRC ATNDN G ORG IRN	COHORT YEAR	DENOM FLAG	NUMER FLAG	RPTD YEAR	ENRL DATE	WTHD DATE	WTHD REASON CODE
GR9999	Student has exited Ohio rate	999999	Trad IRN		Trad IRN	2024	N	N	2024	2023-08-16 00:00:00.0	2023-11-29 00:00:00.0	40

Section of ODDEX Grad Cohort

Event Date	Event Code	Key Event Data	Accountable LEA	Accountable Building	Data Source LEA	Data Source FY	Data Source Collection	Override Related
06/30/2024	ACNT4 - Accountable - 4 Year Cohort	2024	999999	999999		2024	2024S3TRD	N
11/29/2023	WTHSY - School Year Withdraw	40				2024	2024S3TRD	N
08/16/2023	ENROL - Enrollment/Bldg Change					2024	2024S3TRD	N

Student's Accountable IRN is 999999 and is not included in the graduation rate (N/N)



Student Accountable in This LEA

1. Select all data

3. From the Data tab, select Sort

2. Filter on Result Code GR0000

4. Sort by "Numerator Flag" and leave the "Order" as A to Z then click "OK"

The screenshot shows the Microsoft Excel interface with the 'Data' tab selected. The ribbon includes 'Queries & Connections', 'Data Types', 'Sort & Filter', and 'Data Tools'. The 'Sort' button in the 'Sort & Filter' group is highlighted with a red box. A 'Sort' dialog box is open, showing 'Sort by' set to 'NUMER FLAG' and 'Order' set to 'A to Z'. The 'OK' button is highlighted with a red box. The spreadsheet data includes columns for 'LEVEL 2 REC TYPE', 'RESULT CODE', 'RESULT CODE DESCR', 'ACNTBL LEA IRN', 'SRC LEA IRN', 'ACNTBL ORG IRN', 'SRC ATNDNG ORG IRN', 'COHORT YEAR', 'DENOM FLAG', and 'NUMER FLAG'. The data rows show '4 YR 2024 Grad Cohort' with 'RESULT CODE' 'GR0000' and 'Student accountable in this LEA'.

Student Accountable in This LEA, cont'd

Denominator = Y and Numerator = N

- Not Withdrawn/Non-Graduate
- These students not reported as graduates, verify data accuracy

J	K	L	M	N	O	P	Q	R	S	T	U	V
RESULT CODE	RESULT CODE DESCR	ACNTBL LEA IRN	SRC LEA IRN	ACNTBL ORG IRN	SRC ATNDNG ORG IRN	COHORT YEAR	DENOM FLAG	NUMER FLAG	RPTD YEAR	ENRL DATE	WTHD DATE	WTHD REASON CODE
GR0000	Student accountable in this LEA	Trad IRN	Trad IRN	Bldg IRN	Bldg IRN	2024 Y	Y	N	2024	2023-08-28 00:00:00.0		

Filter on blank withdrawal dates



Student Accountable in this LEA, cont'd

Denominator = Y and Numerator = N

- Withdrawn with a 48 or 7# code/Non-Graduate
- These students were reported as dropouts, verify data accuracy

Filter on withdrawal codes of 48 and 7#

J	K	L	M	N	O	P	Q	R	S	T	U	V
RESULT CODE	RESULT CODE DESCR	ACNTBL LEA IRN	SRC LEA IRN	ACNTBL ORG IRN	SRC ATNDNG ORG IRN	COHORT YEAR	DENOM FLAG	NUMER FLAG	RPTD YEAR	ENRL DATE	WTHD DATE	WTHD REASON CODE
GR0000	Student accountable in this LEA	Trad IRN	Trad IRN	Bldg IRN	Bldg IRN	2024	Y	N	2024	2023-08-21 00:00:00.0	2024-04-15 00:00:00.0	71
GR0000	Student accountable in this LEA	Trad IRN	Trad IRN	Bldg IRN	Bldg IRN	2024	Y	N	2024	2023-09-07 00:00:00.0	2023-05-18 00:00:00.0	48

Student Accountable in This LEA, cont'd

Denominator = Y and Numerator = N

- Re-enroll after withdrawal (Could be any withdrawal code)
- Enrollment date is after withdrawal date
- No withdrawal of 99 or diploma reported
- Re-enrolled student did not graduate on time, verify data for accuracy

J	K	L	M	N	O	P	Q	R	S	T	U	V
RESULT CODE	RESULT CODE DESCR	ACNTBL LEA IRN	SRC LEA IRN	ACNTBL ORG IRN	SRC ATNDNG ORG IRN	COHORT YEAR	DENOM FLAG	NUMER FLAG	RPTD YEAR	ENRL DATE	WTHD DATE	WTHD REASON CODE
GR0000	Student accountable in this LEA	Trad IRN	Trad IRN	Bldg IRN	Bldg IRN	2024	Y	N	2024	2023-08-16 00:00:00.0	2022-07-01 00:00:00.0	41

Notice that the enroll date is after the withdrawal date and the student has not graduated on time



Student Accountable in This LEA, cont'd

Denominator = Y and Numerator = N (withdrawal date after enroll date)

- Withdrawn with a 41 but did not enroll elsewhere with the same SSID
- Did the student withdraw with a code that would have removed them from the cohort? (40, 42, 43, or 46?) If yes and documented, report a Withdraw Override Record (FC) in 24G
- Did the student enroll at another district with a different SSID? See upcoming slide to deactivate and link your SSID
- Did the student fail to enroll anywhere after withdrawing? If YES, leave as is.

J	K	L	M	N	O	P	Q	R	S	T	U	V
RESULT CODE	RESULT CODE DESCR	ACNTBL LEA IRN	SRC LEA IRN	ACNTBL ORG IRN	SRC ATNDNG ORG IRN	COHORT YEAR	DENOM FLAG	NUMER FLAG	RPTD YEAR	ENRL DATE	WTHD DATE	WTHD REASON CODE
GR0000	Student accountable in this LEA	Trad IRN	Trad IRN	Bldg IRN	Bldg IRN	2024	Y	N	2022	2021-08-30 00:00:00.0	2021-09-24 00:00:00.0	41

Withdrawal Override (FC) Record

Student reported as withdrawn to another district but remains in the withdrawing district's cohort

- SSIDs whose withdrawal was reported with an incorrect date or reason in a prior school year, and SSIDs for whom the EMIS reporting entity has received new information since the withdrawal was reported which indicates that the withdrawal reason should be updated in order for the student to properly count within the longitudinal graduation rate
- Report a Student Withdrawal Override (FC) Record in 24G to report a correct withdrawal code
- Retain documentation to support this change

SSIDs and the Graduation Rate

- When a student moves from one LEA to another, the subsequent LEA must report the student with the same SSID as the prior district
- When a different SSID is reported by the subsequent LEA, the student will appear in both LEA graduation rates as he or she appears to be two different students
- If the prior district discovers that the withdrawn student remains in their graduation rate after their ability to report the student to EMIS has closed, they should delete (aka deactivate) their SSID on the SSID website and link it to the SSID being reported by the subsequent educating district

Student Accountable in This LEA, cont'd

Denominator = Y and Numerator = Y (Filter on Numerator = Y)

- Withdrawn 99 and Diploma Reported
- Are all graduates listed? Did these students actually graduate?

J	K	L	M	N	O	P	Q	R	S	T	U	V
RESULT CODE	RESULT CODE DESCR	ACNTBL LEA IRN	SRC LEA IRN	ACNTBL ORG IRN	SRC ATNDNG ORG IRN	COHORT YEAR	DENOM FLAG	NUMER FLAG	RPTD YEAR	ENRL DATE	WTHD DATE	WTHD REASON CODE
GR0000	Student accountable in this LEA	Trad IRN	Trad IRN	Bldg IRN	Bldg IRN	2024	Y	Y	2024	2023-08-17 00:00:00.0	2024-06-30 00:00:00.0	99
GR0000	Student accountable in this LEA	Trad IRN	Trad IRN	Bldg IRN	Bldg IRN	2024	Y	Y	2024	2023-08-29 00:00:00.0	2024-05-21 00:00:00.0	99
GR0000	Student accountable in this LEA	Trad IRN	Trad IRN	Bldg IRN	Bldg IRN	2024	Y	Y	2024	2023-08-17 00:00:00.0	2024-06-30 00:00:00.0	99
GR0000	Student accountable in this LEA	Trad IRN	Trad IRN	Bldg IRN	Bldg IRN	2024	Y	Y	2024	2023-08-29 00:00:00.0	2024-05-21 00:00:00.0	99
GR0000	Student accountable in this LEA	Trad IRN	Trad IRN	Bldg IRN	Bldg IRN	2024	Y	Y	2024	2023-08-29 00:00:00.0	2024-05-21 00:00:00.0	99
GR0000	Student accountable in this LEA	Trad IRN	Trad IRN	Bldg IRN	Bldg IRN	2024	Y	Y	2024	2023-08-29 00:00:00.0	2024-05-21 00:00:00.0	99
GR0000	Student accountable in this LEA	Trad IRN	Trad IRN	Bldg IRN	Bldg IRN	2024	Y	Y	2024	2023-08-17 00:00:00.0	2024-06-30 00:00:00.0	99
GR0000	Student accountable in this LEA	Trad IRN	Trad IRN	Bldg IRN	Bldg IRN	2024	Y	Y	2024	2023-08-17 00:00:00.0	2024-06-30 00:00:00.0	99
GR0000	Student accountable in this LEA	Trad IRN	Trad IRN	Bldg IRN	Bldg IRN	2024	Y	Y	2024	2023-08-17 00:00:00.0	2024-06-30 00:00:00.0	99

IMPORTANT! Before proceeding to the next slide, clear the Numerator Flag filter

Calculate the Graduation Rate

O	P	Q	R	S	T
SRC	ATNDNG	COHORT	DENOM	NUMER	R
ORG IR	YEAR	FLAG	FLAG	YEAR	DATE
Bldg IRN	2024	Y	Y	2024	2023-08-29 00:00
Bldg IRN	2024	Y	Y	2024	2023-08-29 00:00
Bldg IRN	2024	Y	Y	2024	2023-08-17 00:00
Bldg IRN	2024	Y	Y	2024	2023-08-29 00:00
Bldg IRN	2024	Y	Y	2024	2023-08-29 00:00
Bldg IRN	2024	Y	Y	2024	2023-08-17 00:00
Bldg IRN	2024	Y	Y	2024	2023-08-17 00:00
Bldg IRN	2024	Y	Y	2024	2023-08-17 00:00
Bldg IRN	2024	Y	Y	2024	2023-08-29 00:00
Bldg IRN	2024	Y	Y	2024	2023-08-29 00:00
Bldg IRN	2024	Y	Y	2024	2023-08-17 00:00
Bldg IRN	2024	Y	Y	2024	2023-08-29 00:00
Bldg IRN	2024	Y	Y	2024	2023-08-29 00:00
Bldg IRN	2024	Y	Y	2024	2023-08-29 00:00
Bldg IRN	2024	Y	Y	2024	2023-08-29 00:00
Bldg IRN	2024	Y	Y	2024	2023-08-17 00:00

Select all Y's in Denominator Flag Column

Denominator is 98

Count: 98

O	P	Q	R	S	T
SRC	ATNDNG	COHORT	DENOM	NUMER	R
ORG IR	YEAR	FLAG	FLAG	YEAR	DATE
Bldg IRN	2024	Y	Y	2024	2023-08-17 00:00
Bldg IRN	2024	Y	Y	2024	2023-08-17 00:00
Bldg IRN	2024	Y	Y	2024	2023-08-17 00:00
Bldg IRN	2024	Y	Y	2024	2023-08-17 00:00
Bldg IRN	2024	Y	Y	2024	2023-08-29 00:00
Bldg IRN	2024	Y	Y	2024	2023-08-17 00:00
Bldg IRN	2024	Y	Y	2024	2023-08-29 00:00
Bldg IRN	2024	Y	Y	2024	2023-08-17 00:00
Bldg IRN	2024	Y	Y	2024	2023-08-29 00:00
Bldg IRN	2024	Y	Y	2024	2023-08-29 00:00
Bldg IRN	2024	Y	Y	2024	2023-08-29 00:00
Bldg IRN	2024	Y	Y	2024	2023-08-29 00:00
Bldg IRN	2024	Y	Y	2024	2023-08-29 00:00
Bldg IRN	2024	Y	Y	2024	2023-08-29 00:00
Bldg IRN	2024	Y	Y	2024	2023-08-29 00:00
Bldg IRN	2024	Y	Y	2024	2023-08-29 00:00
Bldg IRN	2024	Y	Y	2024	2023-08-29 00:00

Select all Y's in Numerator Flag Column

Divide the numerator by the denominator
 $87/98 = 0.88775$ or 89.0%

Numerator is 87

Count: 87



Quick Check

Graduation Cohort Reports allow districts to verify cohort members and to calculate their graduation rate for current cohort and future cohorts. These reports should be reviewed carefully to verify that all students are counting correctly.

- Are the students counting in your graduation rate correctly?
- Are you able to calculate your graduation rate?
- Have you reported Withdrawal Override (FC) Records as needed?

CTE Grad Cohort Reports

CTE Grad Cohort Reports

- Generated for traditional districts, community schools, STEM districts, and JVSDs
- Contain additional CTE related data not on Grad Cohort Year Status reports
 - JVSDs receive these reports
- Contain students who met the definition of a CTE Concentrator by graduation cohort
 - Students appear as accountable or in some cases, not accountable to the LEA
 - Students appear as accountable at only one LEA
 - The CTPD has no bearing on who shows up on the reports
- Data will be used as part of the CTE Local Report Card

CTE Grad Cohort Reports, cont'd

- Level 2 Reports in the Graduation Collection
 - (CTGR-424) 2024 – CTE Grad Cohort – 4th Year Status
 - (CTGR-425) 2025 – CTE Grad Cohort – 3rd Year Status
 - (CTGR-426) 2026 – CTE Grad Cohort – 2nd Year Status
 - (CTGR-427) 2027 – CTE Grad Cohort – 1st Year Status
 - (CTGR-523) 2023 – CTE Grad Cohort – 5th Year Status
- Your LEA may receive none, or any number of these reports

CTE Grad Cohort Report Columns

IRN of LEA receiving the report

	A	B	C	D	E	F	G	H	I
	RPT DEST IRN	ERR SEV CODE	SSID	EMISID	LAST NAME	FIRST NAME	MIDDLE NAME	LEVEL 2 REC TYPE CODE	REC TYPE DESCR
2	Trad IRN	I	WK8662668	000202702	Last Name	First Name	Middldle Name	CTGR-424	4YR 2024 CTE Grad Cohort
3	Trad IRN	I	UU4428689	000297949	Last Name	First Name	Middldle Name	CTGR-424	4YR 2024 CTE Grad Cohort
4	Trad IRN	I	WM8066682	000214122	Last Name	First Name	Middldle Name	CTGR-424	4YR 2024 CTE Grad Cohort
5	Trad IRN	I	PW4849640	000227274	Last Name	First Name	Middldle Name	CTGR-424	4YR 2024 CTE Grad Cohort
6	Trad IRN	I	WK6464264	000221497	Last Name	First Name	Middldle Name	CTGR-424	4YR 2024 CTE Grad Cohort
7	Trad IRN	I	UU6428986	000200911	Last Name	First Name	Middldle Name	CTGR-424	4YR 2024 CTE Grad Cohort
8	Trad IRN	I	AI8862022	000227141	Last Name	First Name	Middldle Name	CTGR-424	4YR 2024 CTE Grad Cohort
9	Trad IRN	I	WK2422462	000221744	Last Name	First Name	Middldle Name	CTGR-424	4YR 2024 CTE Grad Cohort
10	Trad IRN	I	UU6466688	000201712	Last Name	First Name	Middldle Name	CTGR-424	4YR 2024 CTE Grad Cohort

Students will appear on only one row

All Error Severity Codes are Informational

Name of the report



CTE Grad Cohort Report Columns, cont'd

Four potential Result Codes and Descriptions

Accountable and Source IRNs

Student's Cohort Year and Graduation Rate from the Grad Cohort Report

J	K	L	M	N	O	P	Q	R	S	T	U	V	W
RESULT CODE	RESULT CODE DESCR	CTE PROG OF CONCNRTRT CODE	ACNTBL LEA IRN	SRC LEA IRN	ACNTBL ORG IRN	SRC ATNDNG ORG IRN	COHORT YEAR	DENOM FLAG	NUMER FLAG	RPTD YEAR	ENRL DATE	WTHD DATE	WTHD REASON CODE
CG0000	Student accountable in this LEA	C4	Trad IRN	Trad IRN	Bldg IRN	Bldg IRN	2024	Y	N	2024	2023-10-16 00:00:00.0	2022-12-04 00:00:00.0	41
CG9997	Student accountability moved to another LEA	F6	Trad IRN	Trad IRN	Bldg IRN	Bldg IRN	2024			2024	2023-08-22 00:00:00.0	2024-05-17 00:00:00.0	99
CG9997	Student accountability moved to another LEA	F6	Trad IRN	Trad IRN	Bldg IRN	Bldg IRN	2024			2024	2023-08-22 00:00:00.0	2024-05-17 00:00:00.0	99
CG0000	Student accountable in this LEA	E1	Trad IRN	Trad IRN	Bldg IRN	Bldg IRN	2024	Y	N	2023	2023-08-28 00:00:00.0	2024-01-30 00:00:00.0	73
CG0000	Student accountable in this LEA	T9	Trad IRN	Trad IRN	Bldg IRN	Bldg IRN	2024	Y	N	2023	2023-08-28 00:00:00.0	2023-09-22 00:00:00.0	73
CG9999	Student has exited Ohio rate	C4	999999	Trad IRN		Bldg IRN	2024	N	N	2023	2022-08-29 00:00:00.0	2023-05-31 00:00:00.0	46
CG0000	Student accountable in this LEA	B1	Trad IRN	Trad IRN	Bldg IRN	Bldg IRN	2024	Y	N	2023	2023-08-18 00:00:00.0	2023-10-18 00:00:00.0	71
CG0000	Student accountable in this LEA	R7	Trad IRN	Trad IRN	Bldg IRN	Bldg IRN	2024	Y	N	2024	2023-08-21 00:00:00.0	2021-10-16 00:00:00.0	41
CG9998	Student accountable in State rate but not LEA	A0	*****	Trad IRN	*****	Bldg IRN	2024	N	Y	2023	2023-08-16 00:00:00.0	2024-05-17 00:00:00.0	99

Enrollment data

Last CTE Program of Concentration of the student in the district

The last year the student was a concentrator at your LEA



CTE Grad Cohort Report Columns, cont'd

Non-traditional Flag will be Y if the student's reported gender is the non-traditional gender for the program of concentration

Single Parent Flag will be Y if the student is reported with the 305010 program code

X	Y	Z	AA	AB	AC	AD	AE	AF	AG	AH	AI	AJ	AK
STATE EQUIV GRADE LEVEL CODE	SUMTV RACE ETHNC CODE	SUMTV GENDER CODE	DISAB CNDTN FLAG	DISADV FLAG	LEP FLAG	FOSTER FLAG	HMLESS FLAG	NON TRDTNL FLAG	SINGLE PARENT FLAG	MIGRNT FLAG	ENRL AFTER DIPLOMA YEAR FLAG	DIPLOMA TYPE CODE	DIPLOMA RECEIV DATE
11	A	M	N	Y	N	N	N	N	N	N	N		
12	A	M	N	Y	N	N	N			N	N	2	2024-05-17 00:00:00.0
12	W	M	N	N	N	N	N			N	N	1	2024-05-17 00:00:00.0
12	W	F	N	Y	N	N	N	N	N	N	N		
12	W	M	N	Y	N	N	N	N	N	N	N		
11	W	M											
12	W	M	N	N	N	N	N	N	N	N	N		
11	W	M	Y	Y	N	N	N	N	N	N	N		

Accountability calculations for the graduation rate use the most recently reported disadvantage data. Students reported with a Disability, LEP, Foster, Homeless, or Migrant code at any time once they begin 9th grade or are newly added to a cohort, will be included for accountability calculations.

CTE Grad Report Result Code CG0000

Filter on Result Code CG0000 (Informational)

- Student accountable in this LEA
 - Any LEA type receiving this report could be accountable including JVSDs
- Student is in the denominator for the LEA in their CTE Graduation Cohort
- In most cases this should be the most common result code received
- Verify that all students are appearing as expected
 - Check additional EMIS elements are correct

CTE Grad Report Result Code CG9997

Filter on Result Code CG9997 (Informational)

- Student accountability moved to another LEA
- Student is a CTE Concentrator in the district, but the district is not the accountable LEA
- When a CTE Concentrator completes courses at more than one district during the school year, a tie breaker is used to determine which district is accountable for the CTE Grad measure.
 - First tie breaker-The district that has the greatest amount of actual CTE FTE generated for the student is the accountable district.
 - If the generated CTE FTE is the same for both districts than the second tie-breaker is completed.
 - Second tie breaker- The district that has the greatest amount of credit reported for the student is the accountable district.
- The district that is *not* accountable receives the CG9997 result code

CTE Grad Report Result Code CG9998

Filter on Result Code CG9998 (Informational)

- Student counts at the state level if reported with “How Received” values-
 - P - Court-Placed Students, Excluding Foster Care and facilities defined by ORC §2151.65 or §2152.41
 - Q- Court-Placed Students, facility defined by ORC §2151.65 or §2152.41, reporting district is educating.
 - T- Students Placed in Institutions, Non-Court Ordered

CTE Grad Report Result Code CG9999

Filter on Result Code CG9999 (Informational)

- Student has exited the cohort
- Student was withdrawn with a code that removes them from the cohort
 - 40 Transferred to Another School District Outside of Ohio
 - 42 Transferred to a Private School
 - 43 Transferred to Home Schooling
 - 46 Transferred out of the United States
 - 52 Death
- Denominator Flag is set to N for these students

Quick Check

CTE Grad Cohort reports are designed to assist LEAs in the verification of career tech concentrators who are part of graduation cohorts. The reports can be helpful to district staff beyond the EMIS Coordinator.

- Are you receiving CTE Grad Cohort reports in your Graduate collection level 2 reports?
- Have you verified that grad cohort CTE concentrators are appearing as expected?
- Have you verified that the accountability elements are accurate on the report?

Potential College Credit Report

Potential College Credit Report

- Level 2 Report initially in the Current Graduation Credit Progress Collection, then added to the Graduate Collection
- Includes students who are in either the current year or next year's 4-year graduation cohort and have potential college credit in at least one of the following credit source areas: Advanced Placement (AP) assessment, International Baccalaureate (IB) assessment, College Credit Plus (CCP) course, or Career Technical Assessment Guide (CTAG) credits
- Contains Result Codes that identify specific situations that should be reviewed

Potential College Credit Report

- A student may be shown on the report as having potential college credit in one of the following three ways.
 - An AP or IB assessment reported with a test score greater than 1.
 - A student is reported in a course included on the College Credit Plus (CCP) file provided by the Department of Higher Education. (Note that the course must have been approved for funding.)
 - A student is reported in a course that is identified as CTAG eligible, **AND**
 - scored proficient or higher on the aligned CTE Technical Assessment (ASESMNT_SUBJECT_CODE = GY), **AND**
 - generated CTE FTE in the course, **AND**
 - earned at least partial credit for the course.

Potential College Credit Report

Three possible result codes will be discussed in an upcoming slide

IRN of LEA receiving the report

A	B	C	D	E	F	G	H	I	J	K
RPT DEST IRN	ERR SEV CODE	SSID	EmisID	Last Name	First Name	Middle Name	LEVEL 2 REC TYPE CODE	REC TYPE DESCR	RESULT CODE	RESULT CODE DESCR
DIST IRN	I	AB1234567	123456789	Last Name	First Name	Middle Name	GRAD-003	Potential College Credit	GR0001	College credit may have been reported
DIST IRN	I	AB1234568	123456790	Last Name	First Name	Middle Name	GRAD-003	Potential College Credit	GR0001	College credit may have been reported
DIST IRN	I	AB1234569	123456791	Last Name	First Name	Middle Name	GRAD-003	Potential College Credit	GR0001	College credit may have been reported
DIST IRN	I	AB1234573	123456795	Last Name	First Name	Middle Name	GRAD-003	Potential College Credit	GR0003	Student may have additional college credit to report
DIST IRN	I	AB1234574	123456796	Last Name	First Name	Middle Name	GRAD-003	Potential College Credit	GR0003	Student may have additional college credit to report
DIST IRN	I	AB1234575	123456797	Last Name	First Name	Middle Name	GRAD-003	Potential College Credit	GR0003	Student may have additional college credit to report

ERROR SEVERITY CODE
I- INFORMATIONAL
W- WARNING

Potential College Credit Report

Four Possible Source Codes

Potential VS. Reported Area of Credit Count

L	M	N	O	P	Q	R	S	T	U	V	W
CREDIT SRC CODE	SUBJECT CODE	ALIGNED ASESMNT CODE	ASESMNT DESCR	POTEN CREDIT LEA IRN	POTEN COLL CREDIT DESCR	POTEN COLL CREDIT DATE	AREA OF CREDIT CODE	RPTED AREA OF CREDIT COUNT	RPTED TOTAL CREDIT COUNT	GRAD ACNTBL IRN	GRAD COHORT FY
CTAG	145025	JRZ5	Computer Hardware	654321	3	2024-05-01 00:00:00.0	CTA	3	6	123456	2025
CTAG	145030	JSA0	Computer Software	654321	3	2024-05-01 00:00:00.0	CTA	3	6	123456	2025
CTAG	145060	JSD0	Programming	123456	3	2024-05-01 00:00:00.0	CTA	3	6	123456	2025
GRAD	*		Not Available				CTA	6	9	123456	2024
GRAD	*		Not Available				HTH	3	24	123456	2024
GRAD	*		Not Available				SCI	3	24	123456	2024

Subject Code and CORE Area of Possible College Credit

Potential College Credit Report Result Codes

- GR0001- Student has potential college credit in an area of credit and Dual Enrollment Credit Earned (GC110) reported in the same area of credit, or an AP or IB assessment and any amount of Dual Enrollment Credit Earned (GC110) reported in the same area of credit.
- GR0002- Student has potential college credit in an area of credit and a different amount of Dual Enrollment Credit Earned (GC110) reported in the same area of credit, or an AP or IB assessment and no Dual Enrollment Credit Earned (GC110) reported in the same area of credit.
- GR0003- Student has no potential college credit found in an area of credit for which Dual Enrollment Credit Earned (GC110) was reported.

Quick Check

The Potential College Credit report is designed to help districts track students who may have potential college credit to report. The report should be reviewed carefully to ensure that all students' college credits and dual credits earned are being reported accurately.

- Are you receiving the Potential College Credit report in your Graduate collection level 2 reports?
- Have you verified that college credits and dual credits are appearing as expected?
- Have you verified that all AP and IB assessments and any dual credits are being reported?

Grad Issues Report

Grad Issues Report

- Level 2 Report in the Graduate Collection
- Contains Result Codes that identify specific situations that should be reviewed
- Includes students from any current cohort report
 - 4-year 2024 - and 5-year 2023 cohorts
 - Dropout Prevention and Recovery (DPR) schools – 6-year 2022, 7-year 2021, and 8-year 2020
- In the next series of slides, we will filter on and discuss each result code

Grad Issues Report

Seven result codes

- A student can generate more than one result code

We will filter on each result code in the upcoming slides

“Related Option From Report” value contains additional data based on the result code

A	B	C	D	E	F	G	H	I	J	K	L	M	N	O	P	
RPT DEST	Severity	SSID	EmisID	Last Name	First Name	Middle Name	LEVEL 2 REC TYPE CODE	REC TYPE DESCR	RESULT CODE	RESULT CODE DESCR	COHORT YEAR	Related Option From Report	ACNTBL LEA IRN	SRC LEA IRN	SRC ATNDNG ORG IRN	
1	IRN															
2	TRAD IRN	C	IN7320221	949913819	LAST	FIRST	MIDDLE	GRAD-999	Grad Issues	GR2001	Withdrawal of 99 Reported But No Diploma Reported	2024	05/22/2024	TRAD IRN	TRAD IRN	BLDG IRN
3	TRAD IRN	I	TI9394977	949913447	LAST	FIRST	MIDDLE	GRAD-999	Grad Issues	GR4001	Diploma Reported but No Withdrawal of 99	2024	05/22/2024	TRAD IRN	TRAD IRN	BLDG IRN
4	TRAD IRN	C	TJ7973232	949033389	LAST	FIRST	MIDDLE	GRAD-999	Grad Issues	GR2002	No GC Records Reported For the Student	2024		TRAD IRN	TRAD IRN	BLDG IRN
5	TRAD IRN	I	TJ7973232	949033389	LAST	FIRST	MIDDLE	GRAD-999	Grad Issues	GR4002	Diploma Not Issued by Accountable District	2024	TRAD IRN	TRAD IRN	TRAD IRN	BLDG IRN
6	TRAD IRN	W	VA3907117	949073359	LAST	FIRST	MIDDLE	GRAD-999	Grad Issues	GR3002	Student Does Not Appear to Meet All Graduation Requirements - See flags on cohort reports	2024	See Pathway Flag	TRAD IRN	TRAD IRN	BLDG IRN
7	TRAD IRN	I	TX7939730	949073447	LAST	FIRST	MIDDLE	GRAD-999	Grad Issues	GR4002	Diploma Not Issued by Accountable District	2024	TRAD IRN	TRAD IRN	TRAD IRN	BLDG IRN
8	TRAD IRN	W	TX7939730	949073447	LAST	FIRST	MIDDLE	GRAD-999	Grad Issues	GR3002	Student Does Not Appear to Meet All Graduation Requirements - See flags on cohort reports	2024	See Pathway Flag	TRAD IRN	TRAD IRN	BLDG IRN

Student's cohort year



Filter by Result Code

Filter on result code GR1001

- Enrolled after diploma year (Fatal)
 - Verify diploma date reported in 24G is correct
 - Will be generated once the student is reported in the FY25 school year
 - Graduating district would see this if re-reporting the student in FY25 after they were reported as a graduate
 - Graduating district will also see this if student enrolls in a different district after being reported as a graduate

Filter by Result Code, cont'd

- Filter on result code GR2001
 - Withdrawal 99 with no diploma date/type reported (Critical)
 - Confirm accuracy of withdrawal reported
 - Does a diploma date/type need to be reported?
 - If 99 reported in prior year in error, then ignore
 - In ODDEX, on the Grad Cohort tab, summer withdrawal dates will appear as 7/1/20XX and this is as intended

Filter by Result Code, cont'd

Filter on result code GR2002

- No GC records reported for the student (Critical)
 - Verify Student Graduation - Core Summary GC Records
 - Preview/Submission files in Graduate Collection
- Could be received by an accountable district, such as the resident district of a STEM district student, or the resident district of a special education cooperative student
 - Ignore if these records are not required to be reported by your LEA
 - Verify that the educating district is reporting GC records

Complete Courses

Students must meet state minimum requirement of 20 credits in specific categories*

- Districts may require more credits to graduate

Courses	Credits
English Language Arts	4
Health	1/2
Mathematics	4
Physical Education	1/2
Science	3
Social Studies	3
Electives	5

Graduate Collection Level 1 Validations

- **GC.1002(A) Has credits but less than 20**
- **GC.1002(B) Has zero credits**

*This is not a complete list of course/credit options. LEAs should consult the ODE website for additional information

Filter by Result Code, cont'd

Filter on result code GR3002

- Student Does Not Appear to Meet All Graduation Requirements
 - This check is looking at the current Competency, Course Requirements, and Readiness flags.
 - This result code is generated when the flag is set to “N” in all 3 areas

Filter on result code GR3003 (Currently Deactivated)

- Withdrawal date after diploma date (Warning)
- This check was active for a time but deactivated due to date issues

Filter by Result Code, cont'd

Filter on Result Code GR4001 –

- Diploma reported but no 99-withdrawal code reported (Informational)
 - Is the student a graduate and the reporting of a diploma is correct?
 - If not, remove the diploma date
 - If yes, then see the following steps to troubleshoot
 - For the following examples, End of Year Student Collection (FY24) is closed and Beginning of Year Student Collection (FY25) or SOES Beginning of Year Student Collection (FY25) are open

Filter by Result Code, cont'd

- Student withdrew on or before the last day of school for 23-24 and a withdrawal code of 99 was not reported
 - Cannot report a Student Withdrawal Override (FC) record in 24G with a code of 99
 - FC record in Graduate Collection can only be used with withdrawal codes 40, 42, 43, 45, 46, 51, 52, 81
 - Report a Student Withdrawal Override (FC) in 25S
 - Will clear the student from the Missing Student report in 25S
 - Will also clear up the GR4001 result code
- Student is a summer graduate, after the last day of school for 23-24 and before the first day of school for 24-25.
 - Report the student's withdrawal in FY25S

Filter by Result Code, cont'd

Another situation that could cause the GR4001 result code

- The diploma is reported, and the student has been withdrawn but the withdrawal code is not a 99
- Example: The student dropped out in February and was withdrawn with a 7x withdrawal code
 - The student shows up at the end of school and asks the district to accept credit for online classes the student took from a non-EMIS entity after the student dropped out
 - The district gives credit for the courses and issues the student a diploma
 - The district would report the student as a graduate but would not change the withdrawal code, so there would not be a 99-withdrawal code reported

Filter by Result Code, cont'd

Filter on result code GR4002

- Diploma not issued by accountable district (Informational)
- Could be special education cooperative student
 - Diploma reported by educating district
 - Student accountable at resident district
- Could be a Dropout Prevention and Recovery (DPR) school student in the 6, 7 or 8-year cohort who didn't graduate
- Verify the data for accuracy

Quick Check

The Grad Issues report provides checks that can be used to verify graduation data. The report should be reviewed often as it is updated nightly and could change based on another LEA's reporting.

- Have your graduates been reported with correct diploma dates and withdrawal dates?
- Have you investigated each student on the report to verify data accuracy?
- Are you saving your work between report reviews?

Graduation Gen Issues Reports

Gen Issues for LEAs reporting Graduates

- Level 2 Reports in the Graduate Collection
- Appear only for the LEAs for which the check applies
- Typically, are generated 6 to 8 weeks prior to the end of the close of the collection and are generated once or twice per week
- Refer to the (GNIS-xxx) General Issues Report Explanation for additional information regarding these checks
- When a Gen Issues check appears, review the data and make corrections as appropriate. If the data is already correct, then ignore the check

Gen Issues 4yr and 5yr Checks

- Four checks on the 4YR Graduation rate and the 5YR Graduation rate
 - Graduation rate is equal to zero
 - Graduation rate is greater than or equal to 100%
 - Graduation rate is appearing as a null value
 - Graduation rate has changed 5% or more since the previous year
- Contact Adam Schiming for assistance if needed
 - adam.schiming@education.ohio.gov

Additional Gen Issues for DPR Schools

- Two checks on 6YR, 7YR, and 8YR Graduation rates for dropout recovery community schools*
 - Graduate rate is equal to zero
 - Graduation rate has changed 5% or more since the previous year
- Contact Karlyn Geis for assistance if needed
 - karlyn.geis@education.ohio.gov

Quick Check

Gen Issues reports are generated by offices outside of EMIS. They are intended to help LEAs identify potential issues with their data. Investigate the issue and contact the appropriate DEW contact for assistance as needed.

- Are you receiving Gen Issues reports in your Graduate collection level 2 reports?
- Are you able to identify if the issue is just stating a fact or if further investigation is needed?
- Do you need to reach out to the DEW contact responsible for the Gen Issues check?

Report Card College, Career, Workforce, and Military Readiness Reports

2024_RPTCRD_CCWMRdy Detail Report

- Based on students in the 4-year graduation cohort only
- File contains a single tab showing SSID level information for many metrics and industry credential points earned
- Data will not be included in the overall rating on the Local Report Card until at least the 2024-2025 school year.
- Contact Letitia Linville-
Letitia.Linville@education.ohio.gov

2024_RPTCRD_CCWMrdy Report

					ACT and SAT		HONORS DIPLOMA	AP and IB			
A	B	C	D	E	F	G	H	I	J	K	L
LEA_IRN	cohort	dist_irn	org_irn	ssid	act	sat	act_sat_met	honors_diploma	total_ap_3_plus	total_ib_4_plus	met_ap_ib_req
123456	2023	123456	123456	XXXXXXXX	No	No	No	No			No

CCP				CTAG		INDUSTRY CREDENTIAL POINTS, OMJ SEAL, WBL INFORMATION				
M	N	O	P	Q	R	S	T	U	V	
dual_enroll_credits	college_credits_met	ccp_apprvd	ccp_not_apprvd_pending	CTAG_ELIGIBLE_COURSES	credential_12_points	pre_apprentice_completion	OMJ_Seal	wbl_250plus	omj_wbl	
12	Yes		11	0	No	No	No	No	No	

MILITARY	APPRENTICESHIP- POST HS or COMPLETION	TECH SKILL PROF	CCWMrDY INDICATOR	INDUSTRY CREDENTIAL POINTS				
W	X	Y	Z	AA	AB	AC	AD	AE
military_enlist	post_hs_apprentice	apprentice_completion	tech_skill_proficiency	ccwMrdy_indicator	Business, Marketing and Finance	Information Technology	Hospitality and Tourism	Agriculture and Environmental Sy
No	No	No	No	Yes				

INDUSTRY CREDENTIAL POINTS								
AF	AG	AH	AI	AJ	AK	AL	AM	AN
Arts and Communications	Construction	Education and Training	Engineering	Health	Human Services	Law and Public Safety	Manufacturing	Transportation



2024_RPTCRD_CCWMRdy Report Only

- Contains preliminary information related to the College, Career, Workforce, and Military Readiness (CCWM) report-only elements.
- Measures are based on data collected for graduates within the Exiting Student Follow-Up Collection.
- The file contains two tabs.
 - "SSID"- displays student-level information for each metric.
 - "Aggregate"- shows aggregate percentages for each CCWMRdy report-only metric.
- Contact Letitia Linville- Letitia.Linville@education.ohio.gov

2024_RPTCRD_CCWMRdy Report Only- SSID DETAIL TAB

District and Building Information where student counted as a graduate

Districts can use V LOOKUP to add names to this report

A	B	C	D	E	F	G	H	I
LEA_IRN	dist_im	LEA_NAME	ORG_IRN	ORG_NAME	SCHOOL_YEAR	SSID	employed_count	military_rptonly_count
123456	123456	DISTRICT NAME	654321	BUILDING NAME	2023	XXXXXXXX	1	0
123456	123456	DISTRICT NAME	654321	BUILDING NAME	2023	XXXXXXXX	0	0

School year the student was reported as a graduate

Student data reported to DEW- 1= Yes, 0= No

J	K	L	M	N	O
apprentice_count	ccwm_enrl_stdnt_count	two_year_ihe_enroll_count	four_year_ihe_enroll_count	oh_tech_enroll_count	other_enroll_Count
0	1	0	0	0	0
0	1	0	1	0	0



2024_RPTCRD_CCWMRdy Report Only- AGGREGATE TAB

TOTAL STUDENT COUNTS REPORTED IN EACH AREA

	A	B	C	D	E	F	G
1	LEA_IRN	dist_irn	LEA_NAME	ccwm_rptonly_denom	employed_count	military_rptonly_count	apprentice_count
2	123456	654897	DISTRICT NAME	42	6	1	1
3							

TOTAL NUMBER OF STUDENTS REPORTED AS GRADUATES

TOTAL STUDENT COUNTS REPORTED IN EACH AREA

H	I	J	K	L
ccwm_enrl_stdnt_count	two_year_ihe_enroll_count	four_year_ihe_enroll_count	oh_tech_enroll_count	other_enroll_count
18	4	9	0	1

TOTAL PERCENT OF STUDENTS REPORTED IN EACH AREA

M	N	O	P	Q	R	S	T
employed_pct	military_rptonly_pct	apprentice_pct	ccwm_enrl_pct	two_year_ihe_enroll_pct	four_year_ihe_enroll_pct	oh_tech_enroll_pct	other_enroll_pct
14.3	2.4	2.4	42.9	9.5	21.4	0	2.4

Quick Check

The CCWMRdy reports contain preliminary information related to the College, Career, Workforce, and Military Readiness (CCWM) report card measure, and includes data collected from graduates during the Exiting Student Follow Up Collection.

- Are you receiving the CCWMRdy reports in the Received Files in the Data Collector?
- Are all students appearing on the report as expected?
- Are you sharing this information with others in your district?

ODDEX

- Progress Towards Grad Module
 - Progress Reports > Individual Students
 - Summary Listing
 - Student Detail
 - Student Detail Reports
 - Export
 - PTG Competency Extract
 - PTG Course Credits Extract
 - PTG Readiness Extract
 - Grad Program Code Info

Summary

- FY24 Graduation reporting closes October 11, 2024 and will be followed by an appeal period that begins October 14, 2024 through October 25, 2024
 - FY24 Graduate Reporting Appeal
 - FY24 Graduate Cohort Appeal
- Carefully review all graduation reports for accuracy and completeness
- Refer to and review grad cohort data in ODDEX as you troubleshoot graduation reports
- Contact your ITC for assistance

Resources

- Current EMIS Manual
 - ODE Home > Topics > Data > EMIS > Documentation > EMIS Manual
- Report Explanations
 - ODE Home > Topics>Data > EMIS > Documentation > EMIS Manual> EMIS Validation and Report Explanations
- Graduation Requirements
 - ODE Home> Topics > Graduation Requirements
- If you have questions about graduation requirements
 - email- gradrequirements@education.ohio.gov

Questions?

If you would like a certificate of attendance for this training, you must complete the below feedback form within 5 business days of this training

<https://tinyurl.com/EA-District-Feedback>