

Troubleshooting the Where Kids Count Report



The Department of Education and Workforce funds development of EMIS training materials as part of the EMIS Alliance grant. There is an expectation that ITCs will utilize these materials in training provided to your districts. That said, there are restrictions on use of the EMIS Alliance materials as follows: Materials developed as part of the EMIS Alliance program must be provided at no cost to your training participants. If you utilize the EMIS Alliance training materials – in whole or in part – you must not charge participants a fee to attend the class where the materials are used. Likewise, you may not use the materials or any portion thereof in any event where a fee is charged to attend. Exceptions must be approved in writing by the Department of Education and Workforce in advance of scheduling/promoting any event which may violate these restrictions.

Questions regarding appropriate use of EMIS Alliance materials, or requests for exception to the restrictions noted above, should be directed to Melissa Hennon [Melissa.Hennon@education.ohio.gov].



Overview

- WKC Report
 - Generated using EMIS data submitted by traditional districts, community schools, and STEM schools
 - Includes result codes that indicate where the student will be counted if the student is included in accountability measures
- This presentation will focus on troubleshooting the WKC reports
 - Identify and resolve common data reporting issues
 - Verify data for accuracy and completeness

Outline

- Where Kids Count (WKC) Process
- Assigning Majority of Attendance and Accountability IRNs
- Accessing and Preparing the WKC Report
- Student Attending Situations and Where Kids Count
- WKC Summary Report

WKC Process

- LEAs assign MOA IRNs to students based on Full Academic Year (FAY) criteria that are specific to assessment requirements
 - Incorrect assignment of MOA IRNs can negatively impact accountability measures
- LEAs report student EMIS data used in WKC calculations (How Received, Sent To, EL, etc.)
- WKC Reports display WKC IRNs and WKC Result Codes that are assigned based on district-reported data

Assigning Majority of Attendance and Accountability IRNs

Assigning MOA IRNs

- The IRN of the building or district where a student is continuously enrolled from the Friday of the first full week of October through the MOA End Date (March 31)
 - This timeframe is referred to as a Full Academic Year (FAY)
- Reported on the Student Attributes – No Date (FN) Record
- Preschool students are excluded from the WKC report; districts are not required to correct the MOA reporting for these students and may report the default value of ***** or their own IRN
- Joint Vocational School Districts (JVSD) are not required to report MOA or Accountability IRNs and may report default values of *****

MOA End Dates Removed

The March 31 MOA End Date is based on assessment accountability rules, not student test participation

Grade	Test	MOA End Date
Students in grades K-8 and untested students		
Any	Untested	March 31
	Alternate Assessment: ELA, Math	March 31
3-8	Ohio's State Tests Spring: all subjects	March 31
Students who were first time ninth graders <i>on or after</i> July 1, 2014		
9-12	Ohio's State Tests Fall: taking ELA or Math and not taking any spring assessments	March 31
	Ohio's State Tests Spring: all spring assessments	March 31

This (partial) chart is from the EMIS Manual, section 2.6 Student Attributes-No Date (FN) Record

MOA IRN Levels

- Building Level
 - Student is continuously enrolled in one building in the district for FAY
 - Report the building IRN
- District Level
 - Student is continuously enrolled in the district for FAY, but enrolled in multiple buildings
 - Report the district IRN
- State Level
 - Student is not continuously enrolled in the district for FAY
 - Report *****

MOA IRNs

- The IRN reported must be a building or district IRN that belongs to the reporting entity.
- The resident/sending district reports the building IRN the student would attend for:
 - School-aged students educated at an ESC
 - College Credit Plus participants (Sent to PS)
 - Student educated at County Board of Developmental Disabilities (Sent to MR)
 - Joint Vocational School District students (Sent to JV)
 - Contract Career Technical students (Sent to CT)
 - Non-public placements at district expense (Sent to NP)

MOA IRNs – Expelled Students

- Scenario 1: Meets FAY
 - Enrolled from Friday of the first full week of October through March 31
 - Expelled after March 31
 - Districts should report MOA IRN for the students
- Scenario 2: Meets FAY
 - Enrolled from Friday of the first full week of October through March 31
 - Expelled before March 31
 - Receiving education or services during expulsion
 - Districts should report MOA IRN for the students

MOA IRNs – Expelled Students, cont.

- Scenario 3: Does NOT Meet FAY
 - Students who have been expelled before March 31st
 - Not receiving education or services during expulsion
 - The district should report “*****” in the MOA IRN element

IS0027 Gen Issues MOA Error

IS0027 Majority of Attendance – Roll-up to the State

- Occurs when 20% or more of students have a MOA = *****
- These students count at the state level
- Review students reported with MOA IRN of *****
 - Current (S) Student Collection, Data Collector Submission data, FN file
 - WKC Report, students with Result Code WK0004
- If the MOA IRNs are correctly reported, the Gen Issues error can be ignored
- Questions-contact Adam Schiming from the Office of Accountability and Continuous Improvement
 - Adam.Schiming@education.ohio.gov

FAY Exception

A student will count at the state level if any of the following Sent Reasons are reported on March 31:

- CE – Court-Ordered Institutional Placement (facility as defined by ORC §2151.65 or §2152.41)
- CI - All Court-Ordered Institutional Placements (excludes Foster Care and facilities defined by ORC §2151.65 or §2152.41)
- NI - Non-Court-Ordered or Foster Care Institutional Placement
- Verify the correct MOA IRN is assigned for these students

Accountability IRN

Students simultaneously enrolled in two buildings or attending a special program in another building may be reported with the IRN of the responsible building

- Report an Accountability IRN on the Student Attributes – No Date (FN) Record
- To report anything other than *****, the student must meet FAY
- The MOA IRN must be a building in order to report an Accountability IRN
- If not applicable, report an Accountability IRN = *****

Quick Check

Accurate assignment and careful review of MOA and Accountability IRNs are crucial for proper WKC reporting.

- Are MOA IRNs assigned to all students at the correct level?
- Have students who were not enrolled for a FAY been reported with an MOA IRN of *****?
- Have accountability IRNs been assigned appropriately?


Accessing and Preparing the WKC Report

WKC Reports

- WKC Reports for traditional districts
 - Midyear Student Collection
 - End of Year Student Collection
- WKC Reports for community schools and STEM districts
 - SOES End of Year Student Collection
- Collections must be processed for reports to be generated
- Two WKC Level 2 Reports
 - (WKCD-001) Where Kids Count
 - (WKCD-002) Where Kids Count Summary

Level 2 Reports


WKC Reports are available in the Level 2 Reports link

**Midyear Student Collection (FY26)**

FY26-S-TRAD Mid: Collection required for all Traditional Districts, JVSs, ESCs, and State Supported Schools. Source file(s) for FB, FC, FD, FE, FL...

Submissions: January 02, 2026 - April 26, 2026 (96 days till close)
Version: 1
Status: The collection was submitted today at 11:18:57 AM
Submission Status: Pending Processing (today at 11:19:06 AM)
Submission Number: 3 (attempt 1)
Actions: [Start Collection](#)
[Add New Scheduled Collection](#)
[Set Default Collection properties](#)

From ODE: [Level 2 Reports](#)
Submit Errors: [None \(has other errors or warnings\)](#)
Prepare Outputs: [Level 1 Validations](#)
[View submission 3 Data](#)

**SOES End of Year Student Collection (FY26)**

FY26-S-SOES Final: Collection required for all Community Schools. Source file(s) for FB, FC, FD, FE, FL, FM, FN, FS, FX, GD, GE, GG, GI, GJ, and GQ st...

Submissions: January 01, 2026 - July 15, 2026 (176 days till close)
Version: 1
Status: The collection was submitted January 15, 2026 at 10:18:04 AM
Submission Status: Processing Completed (January 15, 2026 at 10:18:09 AM)
Submission Number: 3 (attempt 1)
Actions: [Start Collection](#)
[Add New Scheduled Collection](#)
[Set Default Collection properties](#)

From ODE: [Level 2 Reports](#)
Prepare Outputs: [Level 1 Validations](#)
[View submission 3 Data](#)

Generate and Open Level 2 Reports

Tip: Narrow results by using WKC in the filter “Report Name Includes”

**Collection request FY26 S
TRAD Mid/Final or FY26 S SOES Final
depending on your LEA type**

Collection Requests | Collection Status | Submissions | Progress | **Reports** | Archives | Messages | Resources

Level 2 Reports

Back Reports and Files

Post-Submission and Processing by ODE

[Rights and Recent](#) | [Level 2 Details](#) | [Received Files Details](#)

Level 2 Details

Choose the filter criteria then click the Show Reports link to generate the list of Level 2 reports matching these criteria. To see the option to *Generate a single .zip file for all reports (.csv)*, you must select a single Report Name, or select a single LEA and a single Collection Request or a single Category.

Filter Options

LEA: Use IRN below | Collection Request: FY26-S-TRAD Mid | Data Set: All | School Year: All | Category: All

LEA IRN: | Report Name: All | Last Activity Within: All | Show closed collections

Processed on or after: (mm/dd/yyyy) | Last Updated on or after: (mm/dd/yyyy)

With Data Only: Exclude reports with 0 rows | Report Name includes: WKC

Display Options

Group By: Collection Request LEA Level 2 Report Category Data Set None

File Format: HTML CSV CSV by Building IRN CSV by Other Field (see Field Name in the table below)

[Show Reports](#) | [Restore Defaults](#) | [Reset Date textboxes](#)

Select “Show Reports”

Generate and Open Level 2 Reports

Collection Requests | Collection Status | Submissions | Progress | Reports | Archives | Messages | Resources | Preferences

Level 2 Reports

Data Feedback Reports and Files

Pre-Submission to ODE | Post-Submission and Processing by ODE
[Level 1 Details](#) | [Highlights and Recent](#) | [Level 2 Details](#) | [Received Files Details](#)

Level 2 Details

Choose the filter criteria then click the Show Reports link to generate the list of Level 2 reports matching these criteria. To see the option to *Generate a single .zip file for all reports (.csv)*, you must select a single Report Name, or select a single LEA and a single Collection Request or a single Category.

Filter Options

LEA: Use IRN below | Collection Request: FY26-S-TRAD Mid | Data Set: All | School Year: All | Category: All

LEA IRN: | Report Name: All | Last Activity Within: All | Show closed collections

Processed on or after: | (mm/dd/yyyy) | Last Updated on or after: | (mm/dd/yyyy)

With Data Only: Exclude reports with 0 rows | Report Name includes: WKC

Display Options

Group By: Collection Request LEA Level 2

File Format: HTML CSV CSV by Building IRN

[Show Reports](#) | [Restore Defaults](#) | [Reset Date textboxes](#)

Click on the link to download the ZIP file or download just the WKC reports

(Total Count: 2)

Collection Request / Report Name	LEA	Fatal	Critical	Warn	Info	Total	Category	Data Set	Field Name	Process Date	Last Upd Date	Submission	Help Page
▼ Midyear Student Collection (FY26) (2026S2TRD) (Count: 2)													
<input checked="" type="checkbox"/> (WKCD-001) Where Kids Count		0	0	4796	13	4934	Student Reports	S		01/19/26 00:00	01/15/26 19:07	2 on 01/15/26	Help
<input checked="" type="checkbox"/> (WKCD-002) Where Kids Count Summary		0	15	0	0	15	Student Reports	S		01/19/26 18:48	01/15/26 19:07	2 on 01/15/26	Help

[Generate a single.zip file for all reports](#) | [Export report information to a .csv file](#)

WKC Report Error Categories

- WKCD-001 WKC Report can contain Fatal, Warning, and Informational severity levels
- WKCD-002 WKC Summary Report can contain Critical, Warning, and Informational severity levels

Collection Request / Report Name	LEA	Fatal	Critical	Warn	Info	Total	Category	Data Set	Field Name	Process Date	Last Upd Date	Submission	Help Page
▼ Midyear Student Collection (FY26) (2026S2TRD) (Count: 2)													
(WKCD-001) Where Kids Count		0	X	4796	138	4934	Student Reports	S		01/19/26 00:00	01/15/26 19:07	2 on 01/15/26	Help ...
(WKCD-002) Where Kids Count Summary		X	15	0	0	15	Student Reports	S		01/19/26 18:48	01/15/26 19:07	2 on 01/15/26	Help ...

[Generate a single.zip file for all reports](#) | [Export report information to a .csv file](#)

Best practice is to open the entire report and not focus on specific severity levels

Prepare the WKC Report

Prepare both WKC reports for analysis

- Select header row and wrap text
- Freeze top row
- Justify column width
- Apply filter
- Better yet, run your macro!

(WKCD-001) WKC Report Data

- LEA IRN – IRN of the LEA receiving the report
- Severity Code – Fatal, Warning, or Informational
- Student SSID, EMIS ID, and Name
- Result Code and Description – Uses WKC methodology to assign

	A	B	C	D	E	F	G	H	I
	LEA IRN	Severity Code	SSID	EmisId	Last Name	First Name	Middle Name	RESULT CODE	RESULT DESCR
1	LEA IRN	I	AB1111111	123456789	Last Name	First Name	Middle Name	WK0005	Student placed into an institution either via a court pla
2	LEA IRN	I	DC2222222	123456790	Last Name	First Name	Middle Name	WK0007	Student participates in the Autism Scholarship or Jon
3	LEA IRN	I	XY9999999	123456791	Last Name	First Name	Middle Name	WK0007	Student participates in the Autism Scholarship or Jon

WKC Report Data, cont'd

- WKC IRN – The WKC IRN indicates where the student is counted for reporting purposes, based on EMIS data and the WKC methodology
- Attending ORG IRN and Assigned ORG IRN – From the Student Standing (FS) Record
- **Where Kids Count Code – no longer used**
- Majority of Attendance and Accountability IRNs – From the Student Attributes – No Date (FN) Record

	J	K	L	M	N	O
		ATNDNG	ASSGN	WKC	MAJORTY	ACNTBL
1	WKC IRN	ORG IRN	ORG IRN	CODE	OF ATTND	IRN
2	Elem Bldg	Elem Bldg	*****	05	Elem Bldg	*****
3	HS Bldg	HS Bldg	*****	11	HS Bldg	*****
4	HS Bldg	HS Bldg	*****	11	HS Bldg	*****

WKC Report Data, cont'd

- English Learner (EL) Code, State Equivalent Grade Level, Foreign Exchange Graduation Plan, and Student Attributes Start Date – From the Student Attributes (FD) Record
- Enroll Reason (How Received), Relevant Sent Reason, and Student Standing Start Date – From the Student Standing (FS) Record

	P	Q	R	S	T	U	V
	LEP	STATE EQUIV	ENRL	FORGN	RELEVANT		
	CODE	GRADE	REASON	EXCHG	SENT	STDNT STAND START	STDNT ATTRIBS
1	CODE	LEVEL CODE	CODE	GRAD PLAN	REASON	DATE	START DATE
2	N	01	P	*	**	2023-10-26 00:00:00.0	2023-10-26 00:00:00.0
3	N	02	*	*	AU	2023-07-01 00:00:00.0	2023-07-01 00:00:00.0
4	N	04	*	*	AU	2024-01-31 00:00:00.0	2024-01-31 00:00:00.0

Quick Check

WKC Reports are part of the Level 2 Reports. Review them regularly. Keep a baseline report and consider saving each report in an Excel workbook to easily compare changes over time.

- Can you open and prepare the WKC Report from the Level 2 Reports?
- Do you have a process for frequently reviewing the report and saving your work between reports?
- Are you sharing this report with other district staff for data verification?

Student Attending Situations and Where Kids Count

EMIS and Where Kids Count

- Students can count at
 - Educating Building
 - Sending Building
 - Resident District
 - Educating District
 - State Level
- Students who count at a building also count at the district and state levels
- Students who count at the district level also count at the state level
- Some students count only at the state level

EMIS and Where Kids Count, cont'd

- EMIS coding determines where students count
 - WKC calculations are based on the Student Standing (FS) and Student Attributes – Effective Date (FD) Records as of March 31
- A student may have a building or district MOA IRN but still roll up only to the state level, depending on the attending situation or Student Attributes – Date Effective (FD) Record elements

Records and Elements

Elements critical in determining where kids count-

- Student Standing (FS) Record
 - District Relationship
 - Effective Start Date
 - How Received
 - Sent Reason
- Student Attributes – Effective Date (FD) Record
 - Foreign Exchange Student Element
 - English Learner
 - State Equivalent Grade Level
- Student Attributes – No Date (FN) Record
 - Accountability IRN
 - Majority of Attendance IRN

Troubleshooting WKC IRNs and Result Codes

Filter on the WKC Result Code column

	A	B	C	D	E	F	G	H	
	Severity	Code	SSID	EmisId	Last Name	First Name	Middle Name	RESULT CODE	RESULT DE
1	LEA IRN								
2	LEA IRN	I	ZN3909979	A12346321	Last Na				en
3	LEA IRN	I	LN7202307	A12346324	Last Na				en
4	LEA IRN	I	UP9799906	A12346403	Last Na				en
5	LEA IRN	I	UO3122621	A12346406	Last Na				en
6	LEA IRN	I	TK3132209	A12346408	Last Na				en
7	LEA IRN	I	YU9227629	A12346410	Last Na				en
8	LEA IRN	I	NT7997006	A12346481	Last Na				pl
9	LEA IRN	I	ST6029779	A12346485	Last Na				pa
10	LEA IRN	I	PX4328907	A12345768	Last Na				wi
11	LEA IRN	I	TA2916098	A12345769	Last Na				wi
12	LEA IRN	I	YZ2316930	A12345684	Last Na				pa
13	LEA IRN	I	PQ9719729	A12345695	Last Na				pa
14	LEA IRN	I	RK2692099	A12345678	Last Na				ai
15	LEA IRN	I	QR9972202	A12345679	Last Na				ai
16	LEA IRN	I	WU7069903	A12345680	Last Na				ai
17	LEA IRN	I	VW1012909	A12345681	Last Na				ai
18	LEA IRN	I	UL9909029	A12345682	Last Na				ai
19	LEA IRN	I	PL2671792	A12345683	Last Na				ai
20	LEA IRN	I	ZZ8474253	11234941	Last Na				en
21	LEA IRN	I	ZZ8474256	11234944	Last Na				en
22	LEA IRN	I	ZZ8474266	11234954	Last Na				en
23	LEA IRN	I	ZZ8474280	11234968	Last Na				en
24	LEA IRN	I	ZZ8474286	11234974	Last Na				en
25	LEA IRN	I	ZZ8474287	11234975	Last Na				en
26	LEA IRN	I	ZZ8474307	11234995	Last Na				en
27	LEA IRN	I	ZZ8474311	11234999	Last Na				en
28	LEA IRN	I	ZZ8474332	11235020	Last Na				en
29	LEA IRN	I	YS9392220	A12345685	Last Na				ai
30	LEA IRN	I	JV2361991	A12345686	Last Na				ai
31	LEA IRN	I	NW1670660	A12345687	Last Na				ai
32	LEA IRN	I	PZ7302031	A12345688	Last Na				ai
33	LEA IRN	I	RX3706620	A12345689	Last Na				ai
34	LEA IRN	I	QJ9900912	A12345690	Last Na				ai
35	LEA IRN	I	WT9121631	A12345691	Last Na				ai
36	LEA IRN	I	UN9999712	A12345692	Last Na				ai
37	LEA IRN	I	WU9999999	A12345699	Last Na				ai

The DEMO file contains 13 Possible Result Codes

WK0004: Not Enrolled for a FAY

Result Code **WK0004**

- MOA IRN = *****
- WKC IRN = *****
- Severity Code = Warning
 - Student is not enrolled in a building or a district for a FAY
 - Includes students with How Received codes:
 - 6 - In-state student attending nonpublic school
 - 1 - Student receiving non-instructional, supplementary, or related services
 - Student counts at the state level
 - A significant number of students with a MOA IRN of ***** will generate the General Issues error IS0027 Majority of Attendance – Roll-up to the State

WK0004: Not Enrolled for a FAY - Exception

Result Code **WK0004**

- Student is enrolled in a building or a district and may meet FAY
- DOR has reporting responsibilities, but the student will not graduate from that district. The student remains in this situation for the entire school year (open enrolled out, foster court placed out, etc.)
 - Includes Sent Reason codes FC, OE, FP, 64, etc.
 - Student does not qualify for other WKC Result Codes
 - Student counts at the state level, but will appear differently for the educating district based on their reporting

WK0010: No WKC IRN

Result Code **WK0010**

- MOA IRN = No valid value reported
- WKC IRN = ???????
- Severity Code = Fatal
 - Fatal error occurs when no MOA IRN is reported, so no WKC IRN can be assigned.
 - Student will be excluded from accountability calculations
 - This may occur for a student who withdraws during the summer and is assigned to the state calendar (See FTE Detail report)
 - Correct EMIS reporting so that the student is assigned to a district calendar on the FTE Detail report

Count at Educating Building

FAY and Percent of Time greater than zero (District Relationship = 1) and How Received

- * - Not Applicable
- 3 - In-state, non-resident, non-tuition, non-contract student (unauthorized student)
- 7 - Non-resident residing with grandparent (ORC §3313.64)
- 8 - Non-resident senior year
- 9 - Non-resident open enrollment student
- A - Non-resident student, parent is a district employee (ORC §3313.64)

Count at Educating Building cont'd

FAY and percent of time greater than zero (District Relationship = 1) and How Received

- C - Foster Placed Student
- D – Non-Foster Court Placed Student
- G - Foster Placed Student, Open Enrolled Out to Another District
- J - Non-Foster Non-Court Placed Student placed under a program of the county Children and Family Services department, without court involvement
- R - Jon Peterson Scholarship Program Participant (reported by JPS Provider)
- S - Superintendent's Agreement
- W - Non-Resident Attending under Title 1 Public School Assistance
- Y - Placed in DYS (reported by DYS)

Count at Educating Entity

- **FAY and How Received-Community School Students**
 - M - Student attending a community school
- **Conversion Community School**
 - Students count at Educating entity and in the sponsoring traditional district's accountability calculations, unless the school is designated as a dropout recovery and prevention school
- **Start-up Community School**
 - Students are not counted in the traditional district's accountability calculations unless the community school and the traditional school district where the school is located jointly file a '**District Roll-Up of Affiliated New Start-Up Community School Performance Data, FY26**' form, available on the DEW website or through DEW's Office of Accountability.

STEM Students

- STEM “district” (similar to a community school)
 - Students count at the educating STEM district and the resident district
 - Applies if student is enrolled for FAY and the STEM district reports:
 - How Received K - Student attending a STEM district
- STEM “school” (a building within a traditional district)
 - Students count at STEM school (both building and district)
 - **Do not count at the resident district**
 - Applies if enrolled for FAY and reported as a Non-resident

Count at Sending Building or District

FAY and Sent to

- CT - Contract Career Technical Education
- CR - Resident District Career Technical Education Participant Reported by community schools only and counts at the community school
- JV - Joint Vocational School District Participant
- MR - BDD/MRDD Program Participant
- NP - Non-public school placement at district expense
- OS - State School (OSB/OSD) Program Participant
- PI - Proprietary Institution Program Placement
- PS - College Credit Plus Program Participant

WK0001: One Building for FAY

Result Code **WK0001**

- MOA IRN = Building IRN
- WKC IRN = Building IRN
- Severity Code = Informational
 - Student is enrolled in one building within a district for a FAY
 - Student counts at the building where the FAY criterion is met
 - Student also counts at the district and state levels
 - Verify that the student is being reported correctly

WK0002: FAY and Accountability IRN

Result Code **WK0002**

- MOA IRN = Attending Building IRN
- Accountability IRN = Accountable Building IRN
- WKC IRN = Accountable Building IRN
- Severity Code = Informational
 - Student is enrolled in one building within a district for a FAY, but district has determined that the student should be included in another building for accountability purposes
 - **Accountable Building IRN should match the Assigned Building IRN on the Student Standing (FS) Record**
 - Student counts at the building indicated in the Accountability IRN by the educating entity
 - Student also counts at the district and state levels

WK0003: FAY and Multiple Buildings or District Only IRN

Result Code **WK0003**

- MOA IRN = District IRN
- WKC IRN = District IRN
- Severity Code = Informational
 - Student is enrolled in the district for a FAY and changes from one building to another within the district
 - Student counts at the district level and state level
 - **Community schools and STEM districts will see this code because they report a district IRN only (not a building IRN)**

Institutional Placement

FAY and How Received

- P – Court Placed students, excluding foster care and facilities defined by ORC §2151.65 or §2152.41
- Q - Court Placed students, facility defined by ORC §2151.65 or §2152.41, reporting district is educating
- T - Students placed in non-court ordered institutions
- Also includes students reported with How Received of P, Q, or T and a Sent To value of CT, JV, MR, OS, or PS

WK0005: Institutional Placement - Count at State Level

Result Code **WK0005**

- MOA IRN = Building IRN, District IRN, or *****
- WKC IRN = *****
- Severity Code = Informational
 - How Received = P, Q, or T
 - Student is placed in an institution (court placed or parent placed) as of March 31
 - Student counts at the state level

Special Education Cooperative

- **FAY and How Received**
 - B - Non-resident student attending a district Special Education program
 - Includes students reported with How Received = B and a Sent To code of CT, JV, MR, OS, or PS
- This only applies to special education students attending a special education program in another school district
- Not applicable to ESC special education units

WK0006: Special Education Cooperative - Count at Resident/Sending District

Result Code **WK0006**

- Educating District MOA IRN = Building IRN or District IRN
- Resident/Sending District WKC IRN = District IRN
- Severity Code = Informational
 - Student participates in a special education cooperative program in another district and is in the educating district for a FAY
 - Student counts at the resident/sending district
 - Appears on both entity's reports, based on the educating district's data
 - Counts at educating district for the AMO participation rate calculation
 - Counts at resident/sending district for all other accountability calculations

WK0007: Scholarship Students Count at State Level

- Result Code **WK0007**
 - MOA IRN = *****
 - WKC IRN = *****
 - Severity Code = Informational
- Sent To
 - AU - Autism Scholarship Program Participant
 - JP - Jon Peterson Scholarship Program Participant
 - In this situation, the Jon Peterson Provider is **not an EMIS reporting LEA**
 - Student counts at the state level only

English Learner

FAY and English Learner (EL) Status L or S

- L - EL Enrolled in U.S. Schools for first time (1 to 180 school days)
- S - EL Enrolled in U.S. Schools for 2nd Year (181 to 360 school days)
- An EL student who has been enrolled in U.S. schools for no more than 2 school years will be removed from all proficiency calculations
- EL students must be tested in all subjects and must take the Ohio English Language Proficiency Assessment (OELPA)
- Exited EL students will remain in the EL subgroup for up to **4 years**

WK0008: Some English Learners- Count at State Level

Result Code **WK0008**

- MOA IRN = Building IRN, District IRN, or *****
- WKC IRN = *****
- Severity Code = Informational
 - EL student enrolled in US schools for less than 2 years = L or S
 - Student counts at the state level

WK0011: Student Court Placed Out of State - District Responsible for Cost

Result Code **WK0011**

- MOA IRN = *****
- WKC IRN = *****
- Severity Code = Informational
 - Student counts at the state level
 - The district is funded for the student, but the student does not count in district's accountability measures
 - Counts at the state-level if the student has attendance or takes an OST
 - Must be reported as Sent to CO – Court Placed Out of State, LEA is responsible for paying cost of education for any time spanning over March 31

WK0012: Some Foreign Exchange - Count at State Level

- Result Code **WK0012**
 - MOA IRN = Building IRN, District IRN or *****
 - WKC IRN = *****
 - Severity Code = Informational
- Foreign Exchange Student Element (FD190)
 - * - Not applicable (student is not a foreign exchange student)
 - Y – Student is a foreign exchange student
- If Foreign Exchange Element = Y, student counts at state level
 - **If SSID exists in a prior year's database, the foreign exchange student will count at the building and district**

WK0013: Student with Sent Reason CE, CI or NI - Count at State Level

- Result Code **WK0013**

- MOA IRN = Building IRN, District IRN or *****
- WKC IRN = *****
- Severity Code = Informational
 - Sent Reason (FS200) = CE, CI, or NI
 - Student is placed in an institution (court-ordered, non-court-ordered, or foster care) as of March 31
 - Student counts at state level

WK0014: Student with Sent Reason OR - Count at State Level

- Result Code **WK0014**
 - MOA IRN = Building IRN, District IRN or *****
 - WKC IRN = *****
 - Severity Code = Informational
 - Sent Reason (FS200) = OR
 - Student is placed in an OhioRISE institution as of March 31
 - Student counts at state level

Quick Check

WKC Result Codes and WKC IRNs are assigned based on EMIS data. If the EMIS data is incorrect, the WKC Result Codes and WKC IRNs may also be incorrect.

- Have Student Standing (FS) and Student Attributes – Effective Date (FD) Record elements been verified for accuracy?
- Have WKC IRNs been reviewed for accuracy?
- Are you saving your work for a baseline comparison to your previous report?

WKC Summary Report

(WKCD-002) WKC Summary Report

- Counts students by State Equivalent Grade Level and Majority of Attendance IRN as reported
- Compares current year percentage to the prior year End-of-Year Student Collection percentage
- Assigns severity code based on percentage change across both years
- Example: If a large number of students in a single grade level or demographic appear at the state level, it may indicate incorrect data reporting

(WKCD-002) WKC Summary Report Data

- Reporting LEA IRN – IRN of the LEA receiving the report
- Severity Code – Critical, Warning, or Informational
- State Equivalent Grade Level as reported by the LEA
- Majority of Attendance IRN as reported by the LEA and Org Name

	A	B	C	D	E
1	RPTING LEA IRN	SEVERITY CODE	STATE EQUIV GRADE LEVEL CODE	MAJORITY OF ATTND IRN	ORG NAME
2	LEA IRN	C	23	HS Bldg	High School
3	LEA IRN	W	13	HS Bldg	High School
4	LEA IRN	W	13	*****	STATE_LEVEL
5	LEA IRN	W	23	*****	STATE_LEVEL
6	LEA IRN	I	02	LEA IRN	DISTRICT_LEVEL
7	LEA IRN	I	01	*****	STATE_LEVEL

Student Counts

- Prior Year Student (PY) and Current Year Student (CY) Counts are totaled by each unique combination of grade level and MOA IRN
- PY and CY Overall Student Counts include all students in that grade level

F	G	H	I	J	K	L
PY STUDENT COUNTS	PY OVRL STUDENT COUNTS	PY PERCENT OF TOTAL	CY STUDENT COUNTS	CY OVRL STUDENT COUNTS	CY PERCENT OF TOTAL	PERC CHANGE
0	0	0	9	10	90	90
25	34	73.53	9	15	60	-13.53
9	34	26.47	6	15	40	13.53
0	0	0	1	10	10	10
1	631	0.16	1	620	0.16	0
53	601	8.82	45	572	7.87	-0.95

Percent of Total

- PY and CY Percent of Total values are calculated:
 - Student Count ÷ Overall Student
- Example (first row):
 - Prior Year (PY): $0 \div 0 = 0\%$
 - Current Year (CY): $9 \div 10 = 90\%$

	A	B	C	D	E	F	G	H	I	J	K	L
	RPTING	SEVERITY	STATE EQUIV GRADE	MAJORITY OF		PY STUDENT	PY OVRL STUDENT	PY PERCENT	CY STUDENT	CY OVRL STUDENT	CY PERCENT OF	PERC
1	LEA IRN	CODE	LEVEL CODE	ATTND IRN	ORG NAME	COUNTS	COUNTS	OF TOTAL	COUNTS	COUNTS	TOTAL	CHANGE
2	LEA IRN	C	23	HS Bldg	High School	0	0	0	9	10	90	90
3	LEA IRN	W	13	HS Bldg	High School	25	34	73.53	9	15	60	-13.53
4	LEA IRN	W	13	*****	STATE_LEVEL	9	34	26.47	6	15	40	13.53
5	LEA IRN	W	23	*****	STATE_LEVEL	0	0	0	1	10	10	10
6	LEA IRN	I	02	LEA IRN	DISTRICT_LEVEL	1	631	0.16	1	620	0.16	0
7	LEA IRN	I	01	*****	STATE_LEVEL	53	601	8.82	45	572	7.87	-0.95

Percent Change

- Percent Change is calculated:
- CY Percent of Total – PY Percent of Total
- Example (first row):
 - CY Percent of Total = 90%
 - PY Percent of Total = 0%
 - Percent Change = 90% – 0% = 90%

	A	B	C	D	E	F	G	H	I	J	K	L
	RPTING LEA IRN	SEVERITY CODE	STATE EQUIV GRADE LEVEL CODE	MAJORITY OF ATTND IRN	ORG NAME	PY STUDENT COUNTS	PY OVRL STUDENT COUNTS	PY PERCENT OF TOTAL	CY STUDENT COUNTS	CY OVRL STUDENT COUNTS	CY PERCENT OF TOTAL	PERC CHANGE
1	LEA IRN	C	23	HS Bldg	High School	0	0	0	9	10	90	90
2	LEA IRN	W	13	HS Bldg	High School	25	34	73.53	9	15	60	-13.53
3	LEA IRN	W	13	*****	STATE_LEVEL	9	34	26.47	6	15	40	13.53
4	LEA IRN	W	23	*****	STATE_LEVEL	0	0	0	1	10	10	10
5	LEA IRN	I	02	LEA IRN	DISTRICT_LEVEL	1	631	0.16	1	620	0.16	0
6	LEA IRN	I	01	*****	STATE_LEVEL	53	601	8.82	45	572	7.87	-0.95

Percent Change and Severity Code

Severity Codes are determined by the Percent of Change

- Critical – Positive or negative change greater than 19.99%
- Warning – Positive or negative change between 7.51 and 19.99%
- Informational – Change between -7.5% and 7.5%

	A	B	C	D	E	F	G	H	I	J	K	L
1	RPTING LEA IRN	SEVERITY CODE	STATE EQUIV GRADE LEVEL CODE	MAJORITY OF ATTND IRN	ORG NAME	PY STUDENT COUNTS	PY OVRL STUDENT COUNTS	PY PERCENT OF TOTAL	CY STUDENT COUNTS	CY OVRL STUDENT COUNTS	CY PERCENT OF TOTAL	PERC CHANGE
2	LEA IRN	C	23	HS Bldg	High School	0	0	0	9	10	90	90
3	LEA IRN	W	13	HS Bldg	High School	25	34	73.53	9	15	60	-13.53
4	LEA IRN	W	13	*****	STATE_LEVEL	9	34	26.47	6	15	40	13.53
5	LEA IRN	W	23	*****	STATE_LEVEL	0	0	0	1	10	10	10
6	LEA IRN	I	02	LEA IRN	DISTRICT_LEVEL	1	631	0.16	1	620	0.16	0
7	LEA IRN	I	01	*****	STATE_LEVEL	53	601	8.82	45	572	7.87	-0.95

Prior Year Data

Prior year WKC Report can be found on the Collection Request Tab

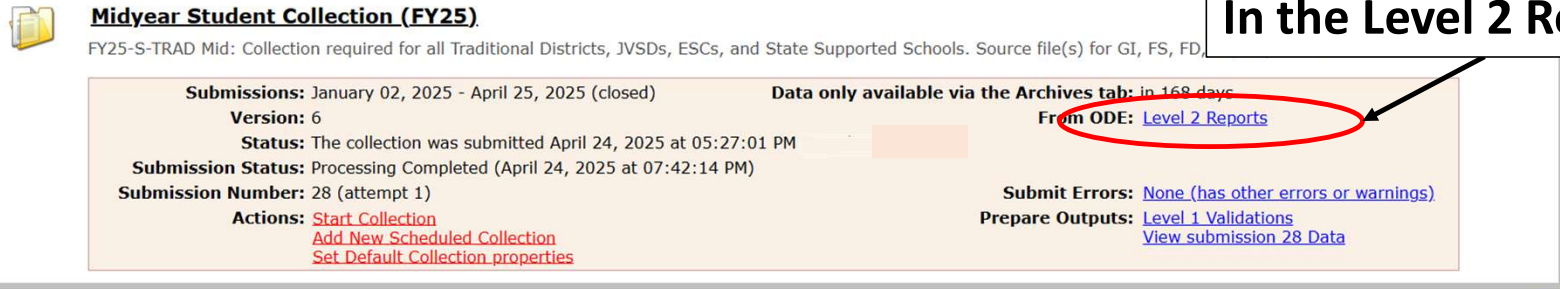


Select "Show closed collections", then select the Mid/Final S-Trad or Final S-SOES for the prior fiscal year



Once the collection is no longer available on the Collection Request tab, the WKC report will be available in the Archive tab

WKC Report is available in the Level 2 Reports Link



Analyzing the WKC Summary Report

Compare (PY)to (CY) to identify potential reporting issues

- What could be causing the critical severity codes for Grade 23?
- What could be causing the warning severity codes for Grades 13 and 23?
- Significant percentage changes may indicate a data reporting issue.

	A	B	C	D	E	F	G	H	I	J	K	L
	RPTING	SEVERITY	STATE EQUIV GRADE	MAJORITY OF		PY STUDENT	PY OVRL STUDENT	PY PERCENT	CY STUDENT	CY OVRL STUDENT	CY PERCENT OF	PERC
1	LEA IRN	CODE	LEVEL CODE	ATTND IRN	ORG NAME	COUNTS	COUNTS	OFTOTAL	COUNTS	COUNTS	TOTAL	CHANGE
2	LEA IRN	C	23	HS Bldg	High School	0	0	0	9	10	90	90
3	LEA IRN	W	13	HS Bldg	High School	25	34	73.53	9	15	60	-13.53
4	LEA IRN	W	13	*****	STATE_LEVEL	9	34	26.47	6	15	40	13.53
5	LEA IRN	W	23	*****	STATE_LEVEL	0	0	0	1	10	10	10
6	LEA IRN	I	02	LEA IRN	DISTRICT_LEVEL	1	631	0.16	1	620	0.16	0
7	LEA IRN	I	01	*****	STATE_LEVEL	53	601	8.82	45	572	7.87	-0.95

Current Year Data

- Use the WKCD-001 Where Kids Count Report to drill down to students in each row of the WKCD-002 Where Kids Count Summary Report
- Filter by Majority of Attendance IRN and State Equivalent Grade Level to view student-level WKC data

J	K	L	M	N	O	P	Q	R	S	T	U	V
WKC IRN	ATNDNG	ASSGN	WKC	MAJORITY OF ATTND	ACNTBL	LEP	STATE EQUIV GRADE LEVEL	ENRL REASON	FORGN EXCHG GRAD PLAN	RELEVAN T SENT	STDNT STAND START	STDNT ATTRIBS
HS Bldg	HS Bldg	*****	01	HS Bldg	*****	N	23	*				
HS Bldg	HS Bldg	*****	01	HS Bldg	*****	N	23	*				
HS Bldg	HS Bldg	*****	01	HS Bldg	*****	N	23	*				
HS Bldg	HS Bldg	*****	01	HS Bldg	*****	N	23	*				
HS Bldg	HS Bldg	*****	01	HS Bldg	*****	N	23	*	*	**	2023-07-01 00:00:00.0	2023-07-01 00:00:00.0
HS Bldg	HS Bldg	*****	01	HS Bldg	*****	N	23	*	*	**	2023-07-01 00:00:00.0	2023-07-01 00:00:00.0
HS Bldg	HS Bldg	*****	01	HS Bldg	*****	N	23	*	*	**	2023-07-01 00:00:00.0	2023-07-01 00:00:00.0
HS Bldg	HS Bldg	*****	01	HS Bldg	*****	N	23	*	*	**	2023-07-01 00:00:00.0	2023-07-01 00:00:00.0
*****	HS Bldg	*****	04	*****	*****	N	23	*	*	**	2023-07-01 00:00:00.0	2023-07-01 00:00:00.0

(WKCD-001) Where Kids Count Report

Summary

- WKC rules form the foundation of accountability calculations
- Districts must accurately report EMIS data and verify that Where Kids Count data is correct and complete
- Districts should verify accountability data in the Secure Data Center (SDC) once assessment data is loaded and available for review

Resources

- Current EMIS Manual
 - DEW Home > Topics > Data > EMIS > Documentation > EMIS Manual
- Level 2 Report Explanations: Where Kids Count
 - DEW Home > Topics > Data > EMIS > Documentation > EMIS Validation and Report Explanations
- Understanding Student Placement for Ohio's Differentiated Accountability Systems Where Kids Count Methodology and More 2024-2025
 - DEW Home > Topics > Data > Report Card Resources
- Your ITC

Questions?

If you would like a certificate of attendance for this training, you must complete the feedback form within 5 business days of this training

<https://tinyurl.com/EA-District-Feedback>

